

DESIGN DEVELOPMENT


Building Addition Livingston County Historical Society

30 Center Street
Geneseo, NY 14454

FOR

Livingston County Historical Society Museum

30 Center Street
Geneseo, NY 14454




bero
ARCHITECTURE

32 Winthrop Street, Rochester, NY 14607
(585) 262-2035 | www.beroarchitecture.com

STAMP:

© 2022 Bero Architecture PLLC

PROJECT TEAM:				
OWNER	ARCHITECT	STRUCTURAL ENGINEER	MECHANICAL ENGINEER	
 Livingston County Historical Society Museum 30 Center Street, Geneseo, NY 14454 (585) 243-9147	 32 Winthrop Street, Rochester, NY 14607 (585) 262-2035 www.beroarchitecture.com	 1653 E Main Street, Rochester, NY 14609 (585) 482-8130 www.jensenbrv.com	 128 Hogen Road, Fairport, NY 14450 (585) 223-2462	

PROJECT LOCATION:	INDEX OF DRAWINGS:
	<ul style="list-style-type: none"> T-10 Title Sheet CS-10 Code Study S-01 General Notes S-02 Foundation Plan A-01 Site Plan A-02 Site Plan Details D-10 Demolition Plan A-10 First Floor Plan A-11 Roof Plan & Details A-12 Reflected Ceiling Plan A-20 Exterior Elevations A-60 Schedules & Wall Sections

WARNING:
DRAWINGS, SPECIFICATIONS AND OTHER DOCUMENTS, INCLUDING THOSE IN ELECTRONIC FORM, PREPARED BY BERO ARCHITECTURE PLLC ARE INSTRUMENTS OF SERVICE FOR USE SOLELY WITH RESPECT TO THE PROJECT FOR WHICH THEY WERE CREATED. THE ARCHITECT RETAINS ALL COMMON LAW, STATUTORY AND OTHER RESERVED RIGHTS, INCLUDING COPYRIGHT.

FOR ARCHITECTURAL DRAWINGS AND ELECTRONIC MEDIA, IT IS A VIOLATION OF TITLE 16, PART 49.5(B) OF THE NEW YORK STATE EDUCATION LAW FOR ANY PERSON, UNLESS ACTING UNDER THE DIRECTION OF A LICENSED ARCHITECT TO ALTER THE DRAWING, IF ALTERED, SUCH ARCHITECT SHALL AFFIX THEIR SEAL, SIGNATURE, THE DATE, THE NOTATION "ALTERED BY", AND THE SPECIFIC DESCRIPTION OF THE ALTERATION.

WHERE DRAWINGS, ON PAPER OR ELECTRONIC MEDIA, SHOW EXISTING, NEW, AND/OR PROPOSED WORK AND CONDITIONS, IT IS UNDERSTOOD THAT IT IS SO SHOWN AS A MATTER OF INFORMATION AND THAT THE OWNER AND ARCHITECT, WHILE BELIEVING SUCH INFORMATION TO BE SUBSTANTIALLY CORRECT, ASSUME NO RESPONSIBILITY THEREFOR. THE USER SHALL MAKE THEMSELVES FAMILIAR WITH ALL CONDITIONS AFFECTING THE NATURE AND MANNER OF THEIR WORK INCLUDING VERIFICATION OF ALL DIMENSIONS LOCATING EXISTING, PROPOSED, AND/OR NEW WORK AND CONDITIONS.

REVISIONS:

#	Date	Description

CLIENT / OWNER:

Livingston County Historical Society Museum
30 Center St, Geneseo, NY 14454

PROJECT INFORMATION:

Building Addition
30 Center Street
Geneseo, New York

PROJECT NUMBER: 13055

ISSUE DATE: December 21, 2022

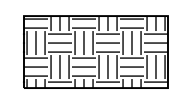
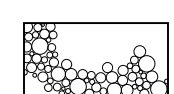
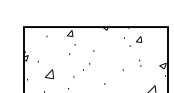
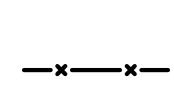





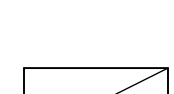
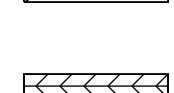


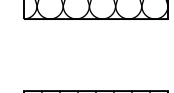
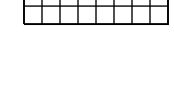

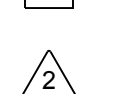

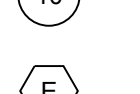
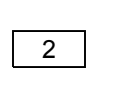

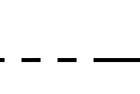

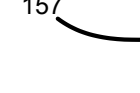
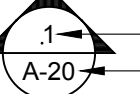


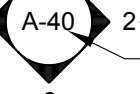
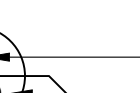


DRAWN BY: LMY

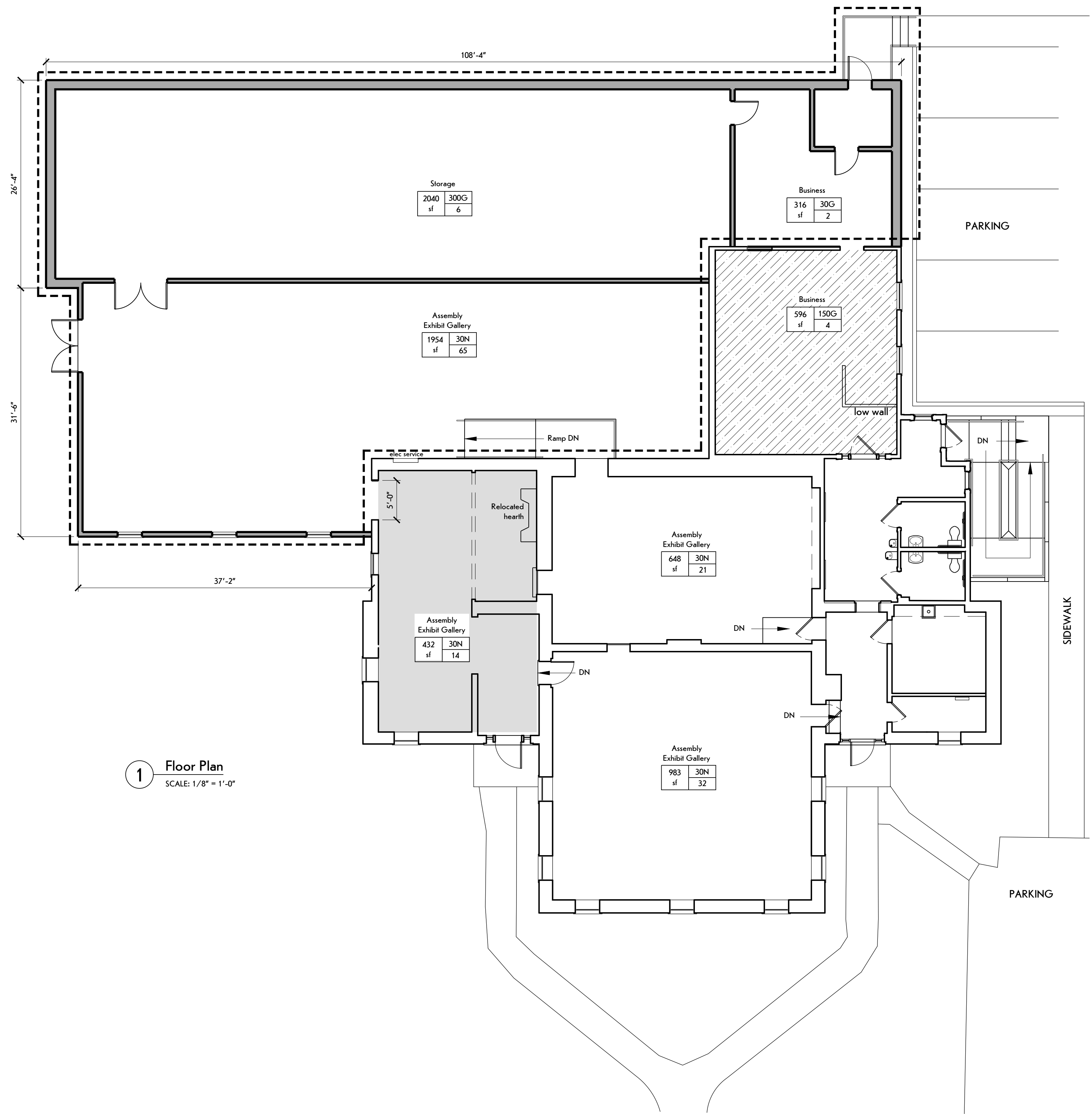
SHEET TITLE:

Title Sheet

SHEET NUMBER:

T-10

ABBREVIATIONS	MATERIALS KEY	SYMBOLS
<p>abv Above</p> <p>aff Above Finish Floor</p> <p>add Additional</p> <p>adj Adjust / Adjacent</p> <p>alc Air Conditioning</p> <p>alt Alternate</p> <p>al Aluminum</p> <p>approx Approximate</p> <p>bsmt Basement</p> <p>brg Bearing</p> <p>bm Bench Mark</p> <p>btwn Between</p> <p>blkg Blocking</p> <p>bd Board</p> <p>bw Both Ways</p> <p>bot Bottom</p> <p>brdg Bridging</p> <p>blgd Building</p> <p>cab Cabinet</p> <p>cpt Carpet</p> <p>csmt Casement</p> <p>cb Catch Basin</p> <p>cg Ceiling</p> <p>ctr Center</p> <p>c/c Center to Center</p> <p>ct Ceramic Tile</p> <p>co Clean Out</p> <p>cls Closet</p> <p>col Column</p> <p>conc Concrete</p> <p>cmu Concrete Masonry Unit</p> <p>csjt Construction Joint</p> <p>cont Continuous</p> <p>cjt Control Joint</p> <p>cu Copper</p> <p>cmp Corrugated Metal Pipe</p> <p>crs Courses</p> <p>det Detail</p> <p>dia Diameter</p> <p>dim Dimension</p> <p>dw Dishwasher</p> <p>dbl Double</p> <p>dh Double Hung (Window)</p> <p>dn Down</p> <p>ds Downspout</p> <p>dwg Drawing</p> <p>df Drinking Fountain</p> <p>ea Each</p> <p>elec Electrical</p> <p>elev Elevation</p> <p>eq Equal</p> <p>equip Equipment</p> <p>exh Exhaust</p> <p>exg Existing</p> <p>expjt Expansion Joint</p> <p>ext Exterior</p> <p>fof Face Of Finish</p> <p>fom Face Of Masonry</p> <p>fos Face Of Studs</p> <p>fin Finished</p> <p>fc Finish Coat</p> <p>flr Floor</p> <p>fd Floor Drain</p> <p>ft Foot or Feet</p> <p>fig Footing</p> <p>fnd Foundation</p> <p>frz Freezer</p> <p>furn Furnace</p> <p>galv Galvanized</p> <p>ga Gauge</p> <p>gl Glass or Glazing</p> <p>gfi Ground Fault Interrupter</p> <p>gpdw Gypsum Drywall</p> <p>hcp Handicap</p> <p>hdp Hardware</p> <p>hdr Header</p> <p>hgt Height</p> <p>htr Heater</p> <p>hvac Heating / Ventilation / Air Conditioning</p> <p>hm Hollow Metal</p> <p>horiz Horizontal</p> <p>hb Hose Bib</p> <p>in Inch</p> <p>id Inside Diameter</p> <p>insul Insulation</p> <p>int Interior</p> <p>inv Invert</p> <p>isjt Isolation Joint</p> <p>jt Joint</p> <p>jst Joist</p> <p>lav Lavatory</p> <p>lf Linear Foot</p> <p>lvl Laminated Veneer Lumber</p> <p>mfr Manufacturer</p> <p>mo Masonry Opening</p> <p>mat Material</p> <p>max Maximum</p> <p>mech Mechanical</p> <p>mtl Metal</p> <p>min Minimum</p> <p>misc Miscellaneous</p> <p>nom Nominal</p> <p>nia Not Applicable</p> <p>nic Not In Contract</p> <p>nts Not To Scale</p> <p>no. # Number</p> <p>oc On Center</p> <p>opng Opening</p> <p>opp Opposite</p> <p>oz Ounce</p> <p>od Outside Diameter</p> <p>ovhd Overhead</p> <p>pr Pair</p> <p>pnl Panel</p> <p>pnt Paint(ed)</p> <p>d Penny (nails)</p> <p>perf Perforated</p> <p>plas Plaster</p> <p>p lam Plastic Laminate</p> <p>pl Plate</p> <p>pwd Plywood</p> <p>pvc Polyvinyl Chloride</p> <p>psf Pounds per Square Foot</p> <p>psi Pounds per Square Inch</p> <p>pt Pressure Treated</p> <p>prov Provide</p> <p>qty Quantity</p> <p>qt Quarry Tile</p> <p>rad Radius</p> <p>refr Refrigerator</p> <p>reinf Reinforce(d)/Reinforcing</p> <p>rcp Reinforced Concrete Pipe</p> <p>rvt Reinforced Vinyl Tile</p> <p>reqd Required</p> <p>ra Return Air</p> <p>rev Revision/Revised</p> <p>rd Roof Drain</p> <p>rm Room</p> <p>ro Rough Opening</p> <p>rbr Rubber</p> <p>san Sanitary</p> <p>shth Sheathing</p> <p>shr Shower</p> <p>sim Similar</p> <p>spec Specification</p> <p>sf Square Foot</p> <p>std Standard</p> <p>stn Stain(ed)</p> <p>ss Stainless Steel</p> <p>stl Steel</p> <p>strl Structural</p> <p>susp Suspended</p> <p>tmpd Tempered</p> <p>thk Thickness</p> <p>t&g Tongue and Groove</p> <p>tof Top Of Foundation</p> <p>topl Top Of Plate</p> <p>tos Top Of Steel</p> <p>tow Top Of Wall</p> <p>trans Transparent</p> <p>typ Typical</p> <p>uon Unless Otherwise Noted</p> <p>vr Vapor Retarder</p> <p>vif Verify In Field</p> <p>vert Vertical</p> <p>wc Water Closet</p> <p>wp Waterproof</p> <p>wt Weight</p> <p>wwf Welded Wire Fabric</p> <p>w/ With</p> <p>w/o Without</p> <p>wd Wood</p>	<p> Earth</p> <p> Porous Fill</p> <p> Concrete</p> <p> Welded Wire Fabric</p> <p> Brick/Clay Unit Masonry</p> <p> Concrete Unit Masonry</p> <p> Steel (small scale dwg)</p> <p> Steel (large scale dwg)</p> <p> Wood (rough) Nom size shown only at large scale</p> <p> Wood blocking</p> <p> Plywood</p> <p> Wood (finish)</p> <p> Batt Insulation</p> <p> Rigid Insulation</p> <p> New frame wall</p>	<p> Demolition Note</p> <p> General Work Note</p> <p> Revision</p> <p> Room Identifier</p> <p> Door Number</p> <p> Window Type</p> <p> Wall Type</p> <p> Spot Elevation 586.24'</p> <p> Elevation T.O.S. = 100'-0"</p> <p> Property Line</p> <p> Gridline</p> <p> Contour Lines -158 -157 Existing Proposed</p> <p> Building Elevation 1 - Drawing Number A-20 - Sheet Number</p> <p> Section 2 - Direction shown A-30</p> <p> Interior Elevation 1 - Drawing Number A-40 - Sheet Number 2 - Sheet Number</p> <p> Detail Callout 5 - Drawing Number A-50 - Sheet Number Area to be Drawn</p>



1 Floor Plan
SCALE: 1/8" = 1'-0"

PROJECT LOCATION:
Livingston County Historical Society Museum is located at 30 Center Street in the Village of Geneseo.

PROJECT DESCRIPTION:
Work generally consists of the following:

Alteration - Level 1
 * Office 114:
 ** Repair/Restore existing finishes
 ** Infill existing window opening
 ** Provide air conditioning

Alteration - Level 2
 * Gallery 5 105:
 ** Remove existing walls
 ** Restore existing finishes
 ** Provide new opening in exterior wall

Addition
 * Provide Collection Management 115, Isolation 117, Collection Storage 118, & Gallery 6.

APPLICABLE CONSTRUCTION CODES:
 2020 Building Code of New York State
 2020 Existing Building Code of New York State
 2020 Fire Code of New York State
 2020 Plumbing Code of New York State
 2020 Property Maintenance Code of New York State

2020 New York State Uniform Fire Prevention and Building Code Supplement Accessible and Usable Buildings and Facilities, ICC A117.1- 2017 Edition

BUILDING DATA:
 Building: Livingston County Historical Society Museum
 30 Center Street
 Geneseo, NY

Description: Single story, masonry exterior walls, timber and wood frame structure, wood roof framing.

Year Built: 1838 - Cobblestone building
 1871 - Office addition
 1916 - Pioneer Room addition (Gallery 5)
 1968 - Memorial Room addition and Carriage shed
 1973 - Annex addition
 2019 - West Accessible Entry Addition

Building Area (net): 5,841sf
 Project Work Area (net): (2,021 sf removed)
 4,440 sf Addition
 522 sf exg (9%)
 TOTAL 4,962 sf

Building Height: 25' (average above grade)

PATH OF CODE COMPLIANCE:
 2020 Existing Building Code of New York State
 301.3.2 Work Area Compliance Method (Applicable Chapters)

Chapter 6 Classification of Work
 401.1 Repairs (Chapter 4)
 602 Alteration - Level 1 (Chapter 7)
 603 Alteration - Level 2 (Chapter 8)
 604 Alteration - Level 3 (Chapter 9) - NOT APPLICABLE
 Level 3 alterations apply where the work area exceeds 50% of building area.
 605 Change of Occupancy (Chapter 10) - NOT APPLICABLE
 606 Addition - (Chapter 11)

New construction will comply with requirements of the current Codes listed.

CODE DATA SUMMARY:
 Building was constructed and subsequent alterations made in compliance with codes in existence at that time (assumption).


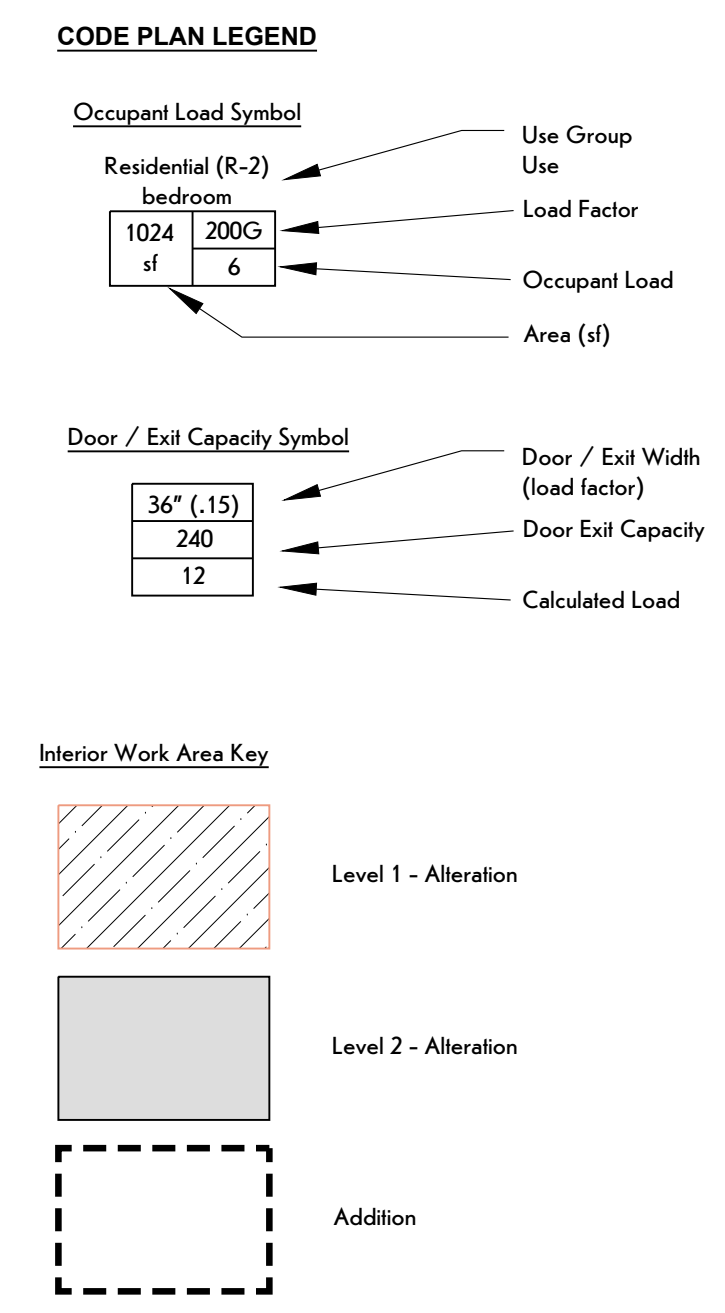
Use Group: A-3, Assembly, Museum use
 Construction Type: Type III-B & Type V-B
 Fire Safety: Existing Code Compliant Emergency and Exit Lighting
 Existing Code Compliant Fire Alarm System

Emergency Escape and Rescue Windows:
 All above grade bedrooms have emergency escape and rescue windows.

Two existing interior egress stairs are separated from occupied spaces by rated construction at each floor except the south-west stair which is open between the 1st floor and basement.

All floors have two means of egress in addition to emergency escape and rescue windows.

Allowable Building Height: 45'
 Actual Building Height: 25'
 Allowable Building Area: 14,095 sf
 Actual Building Area: 9,213 sf



bero
ARCHITECTURE
32 Winthrop Street, Rochester, NY 14607
(585) 262-2035 | www.beroarchitecture.com

STAMP:
© 2022 Bero Architecture PLLC

WARNING:
DRAWINGS, SPECIFICATIONS AND OTHER DOCUMENTS, INCLUDING THOSE IN ELECTRONIC FORM, PREPARED BY BERO ARCHITECTURE PLLC ARE INSTRUMENTS OF SERVICE FOR USE SOLELY WITH RESPECT TO THE PROJECT FOR WHICH THEY WERE CREATED. THE ARCHITECT RETAINS ALL COMMON LAW, STATUTORY AND OTHER RESERVED RIGHTS, INCLUDING COPYRIGHT.

FOR ARCHITECTURAL DRAWINGS AND ELECTRONIC MEDIA, SHOW EXISTING, NEW AND/OR PROPOSED WORK AND CONDITIONS. IT IS UNDERSTOOD THAT IT IS SO SHOWN AS A MATTER OF INFORMATION AND THAT THE OWNER AND ARCHITECT, WHILE BELIEVING SUCH INFORMATION TO BE SUBSTANTIALLY CORRECT, ASSUME NO RESPONSIBILITY THEREFOR. THE USER SHALL MAKE THEMSELVES FAMILIAR WITH ALL CONDITIONS AFFECTING THE NATURE AND MANNER OF THEIR WORK INCLUDING VERIFICATION OF ALL DIMENSIONS LOCATING EXISTING, PROPOSED, AND/OR NEW WORK AND CONDITIONS.

REVISIONS:

#	Date	Description


CLIENT / OWNER:
Livingston County Historical Society Museum
30 Center St, Geneseo, NY 14454

PROJECT INFORMATION:
Building Addition
30 Center Street
Geneseo, New York

PROJECT NUMBER: 13055
ISSUE DATE: December 21, 2022
DRAWN BY: LMY

SHEET TITLE:
Code Study

SHEET NUMBER:
CS-10



bero
ARCHITECTURE

32 Winthrop Street, Rochester, NY 14607
(585) 262-2035 | www.beroarchitecture.com

STAMP:

© 2022 Bero Architecture PLLC

WARNING:

DRAWINGS, SPECIFICATIONS AND OTHER DOCUMENTS, INCLUDING THOSE IN ELECTRONIC FORM, PREPARED BY BERO ARCHITECTURE PLLC ARE INSTRUMENTS OF SERVICE FOR USE SOLELY WITH RESPECT TO THE PROJECT FOR WHICH THEY WERE CREATED. THE ARCHITECT RETAINS ALL COMMON LAW, STATUTORY AND OTHER RESERVED RIGHTS, INCLUDING COPYRIGHT.

FOR ARCHITECTURAL DRAWINGS AND ELECTRONIC MEDIA, IT IS A VIOLATION OF TITLE 16, PART 49.5(B) OF THE NEW YORK STATE EDUCATION LAW FOR ANY PERSON, UNLESS ACTING UNDER THE DIRECTION OF A LICENSED ARCHITECT TO ALTER THE DRAWING, IF ALTERED, SUCH ARCHITECT SHALL AFFIX THEIR SEAL, SIGNATURE, THE DATE, THE NOTATION "ALTERED BY", AND THE SPECIFIC DESCRIPTION OF THE ALTERATION.

WHERE DRAWINGS, ON PAPER OR ELECTRONIC MEDIA, SHOW EXISTING, NEW, AND/OR PROPOSED WORK AND CONDITIONS, IT IS UNDERSTOOD THAT IT IS SO SHOWN AS A MATTER OF INFORMATION AND THAT THE OWNER AND ARCHITECT, WHILE BELIEVING SUCH INFORMATION TO BE SUBSTANTIALLY CORRECT, ASSUME NO RESPONSIBILITY THEREFOR. THE USER SHALL MAKE THEMSELVES FAMILIAR WITH ALL CONDITIONS AFFECTING THE NATURE AND MANNER OF THEIR WORK INCLUDING VERIFICATION OF ALL DIMENSIONS LOCATING EXISTING, PROPOSED, AND/OR NEW WORK AND CONDITIONS.

REVISIONS:

#	Date	Description

CLIENT / OWNER:

Livingston County Historical Society Museum
30 Center St, Geneseo, NY 14454

PROJECT INFORMATION:

Building Addition
30 Center Street
Geneseo, New York

PROJECT NUMBER: 13055

ISSUE DATE: December 21, 2022

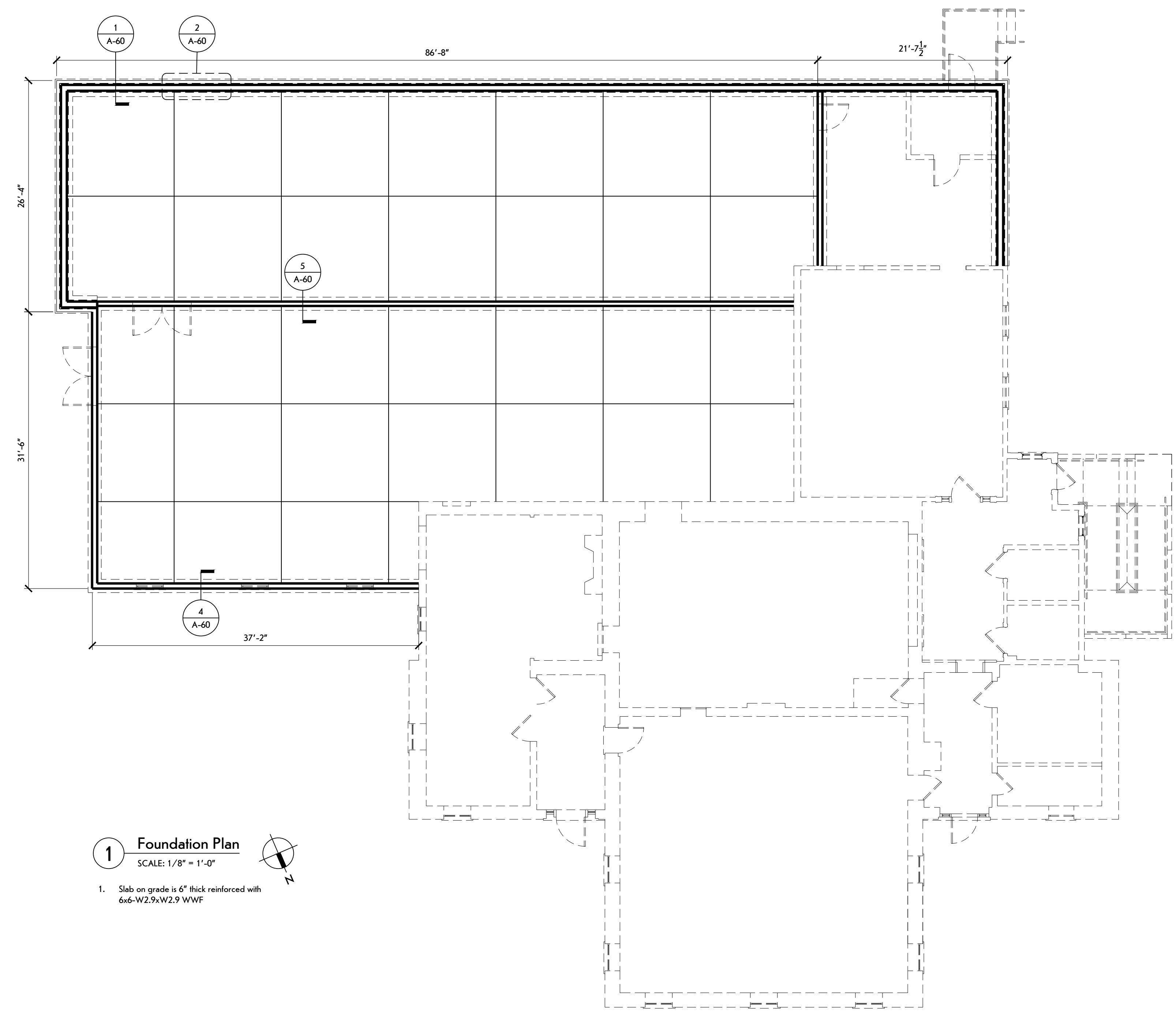
DRAWN BY: LMY

SHEET TITLE:

Foundation Plan

SHEET NUMBER:

S-02



1 Foundation Plan
SCALE: 1/8" = 1'-0"
1. Slab on grade is 6" thick reinforced with 6x6-W2.9xW2.9 WWF



bero
ARCHITECTURE

32 Winthrop Street, Rochester, NY 14607
(585) 262-2033 | www.beroarchitecture.com

STAMP:

© 2022 Bero Architecture PLLC

WARNING:
DRAWINGS, SPECIFICATIONS AND OTHER DOCUMENTS, INCLUDING THOSE IN ELECTRONIC FORM, PREPARED BY BERO ARCHITECTURE PLLC ARE INSTRUMENTS OF SERVICE FOR USE SOLELY WITH RESPECT TO THE PROJECT FOR WHICH THEY WERE CREATED. THE ARCHITECT RETAINS ALL COMMON LAW, STATUTORY AND OTHER RESERVED RIGHTS, INCLUDING COPYRIGHT.

FOR ARCHITECTURAL DRAWINGS AND ELECTRONIC MEDIA, SHOW EXISTING, NEW AND/OR PROPOSED WORK AND CONDITIONS. IT IS UNDERSTOOD THAT IT IS SO SHOWN AS A MATTER OF INFORMATION AND THAT THE OWNER AND ARCHITECT, WHILE BELIEVING SUCH INFORMATION TO BE SUBSTANTIALLY CORRECT, ASSUME NO RESPONSIBILITY THEREFOR. THE USER SHALL MAKE THEMSELVES FAMILIAR WITH ALL CONDITIONS AFFECTING THE NATURE AND MANNER OF THEIR WORK INCLUDING VERIFICATION OF ALL DIMENSIONS LOCATING EXISTING, PROPOSED, AND/OR NEW WORK AND CONDITIONS.

REVISIONS:

#	Date	Description

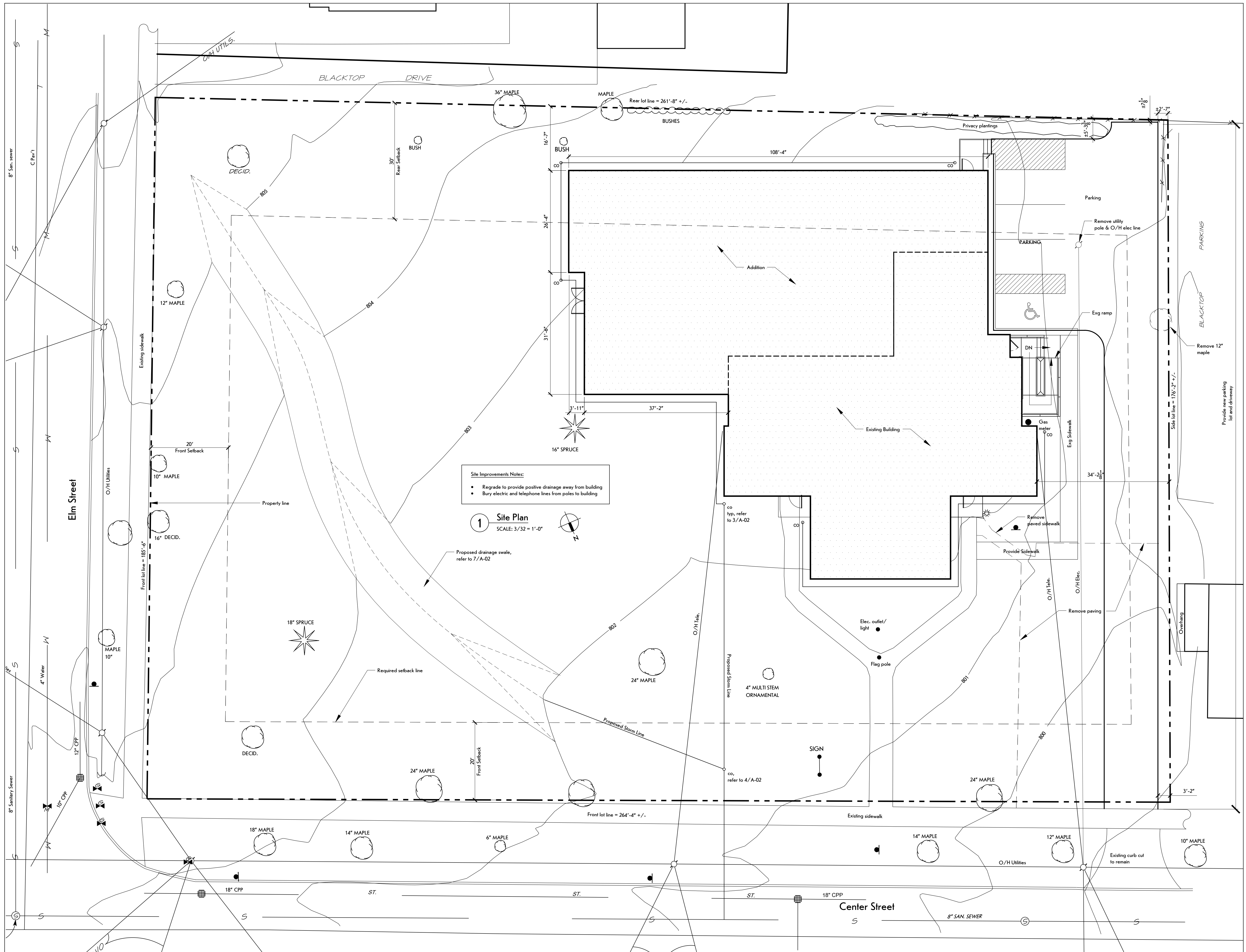
CLIENT / OWNER:
Livingston County Historical Society Museum
30 Center St, Geneseo, NY 14454

PROJECT INFORMATION:
Building Addition
30 Center Street
Geneseo, New York

PROJECT NUMBER: 13055
ISSUE DATE: December 21, 2022
DRAWN BY: LMY

SHEET TITLE:
Site Plan

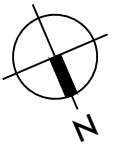
SHEET NUMBER:
A-01

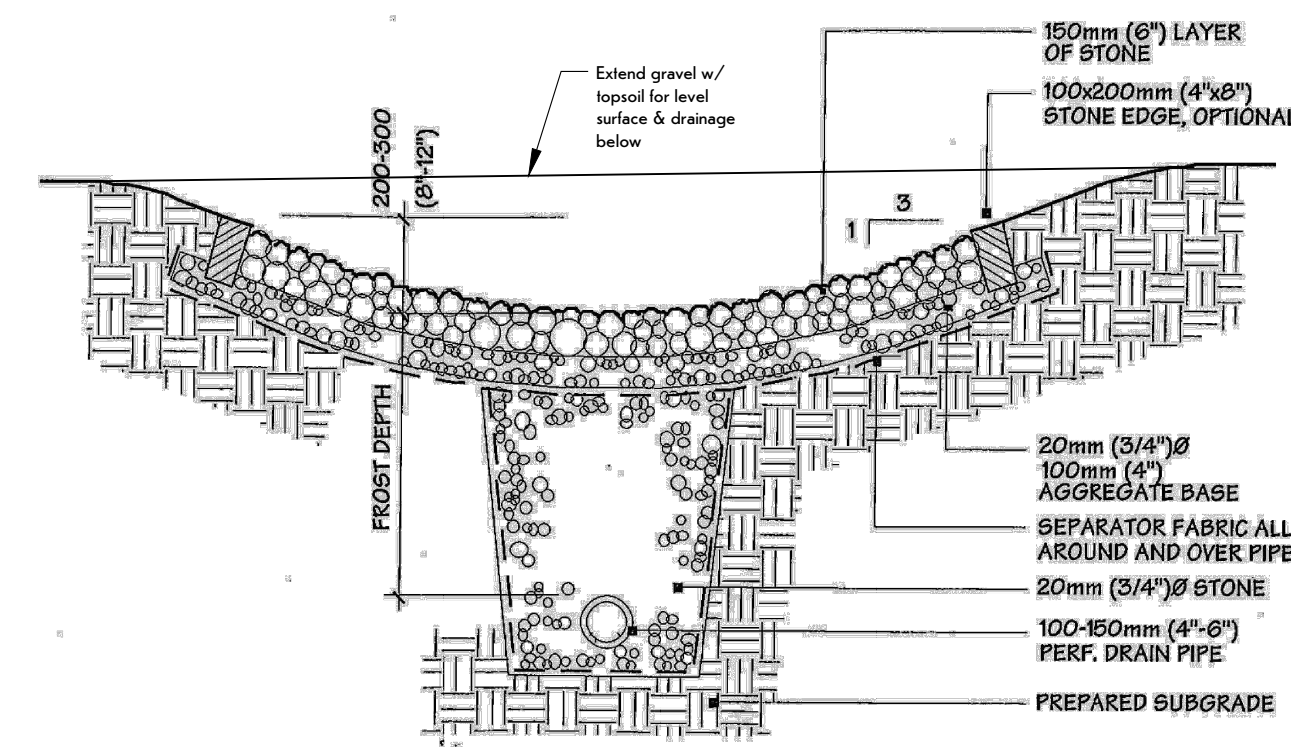


Site Improvements Notes:

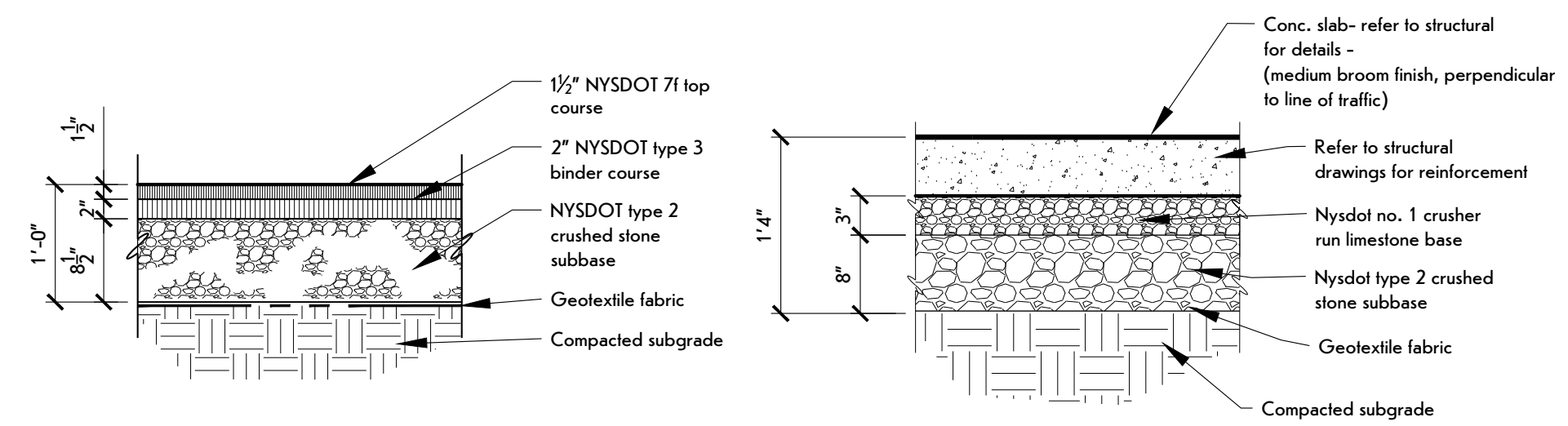
- Regrade to provide positive drainage away from building
- Bury electric and telephone lines from poles to building

1 Site Plan
SCALE: 3/32 = 1'-0"



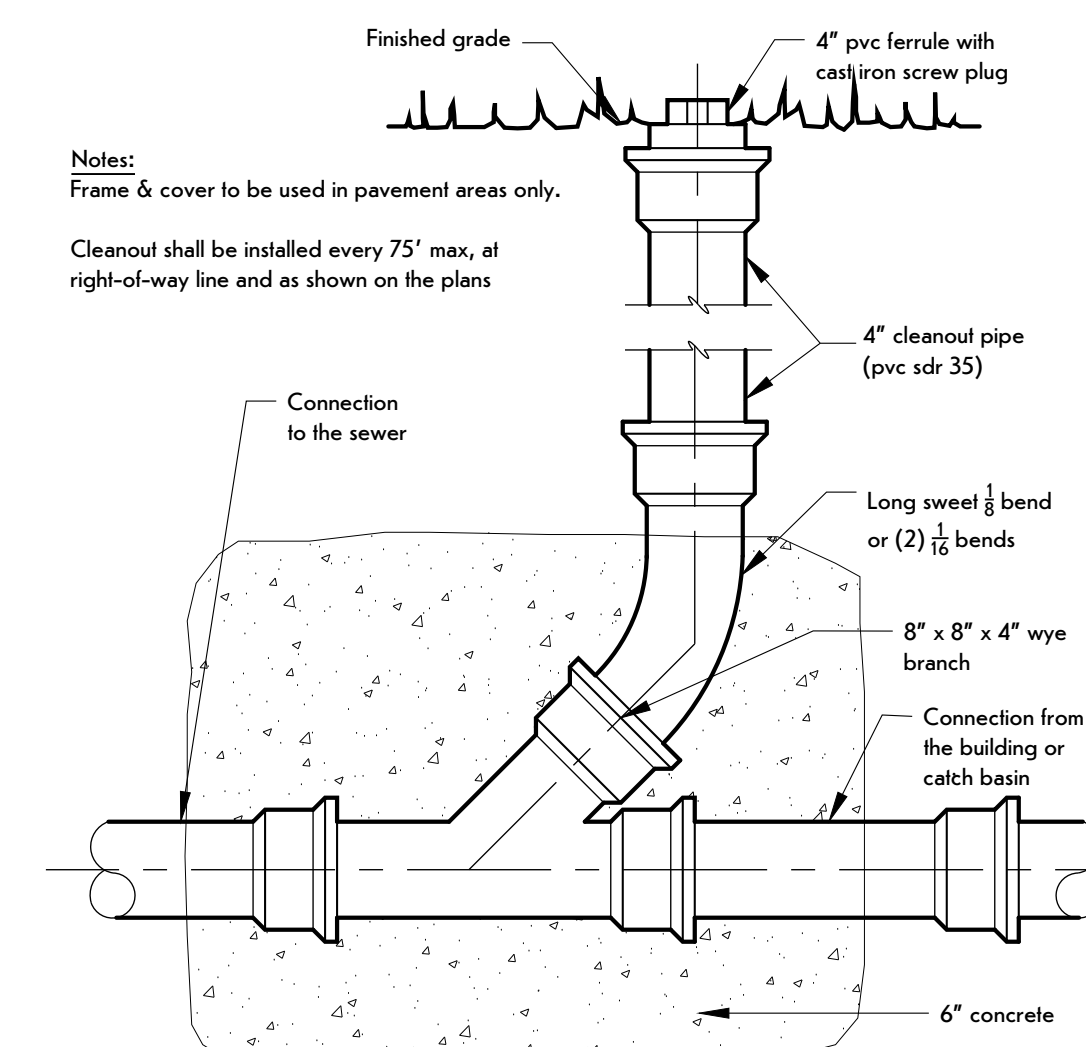


7 Swale Detail
NTS

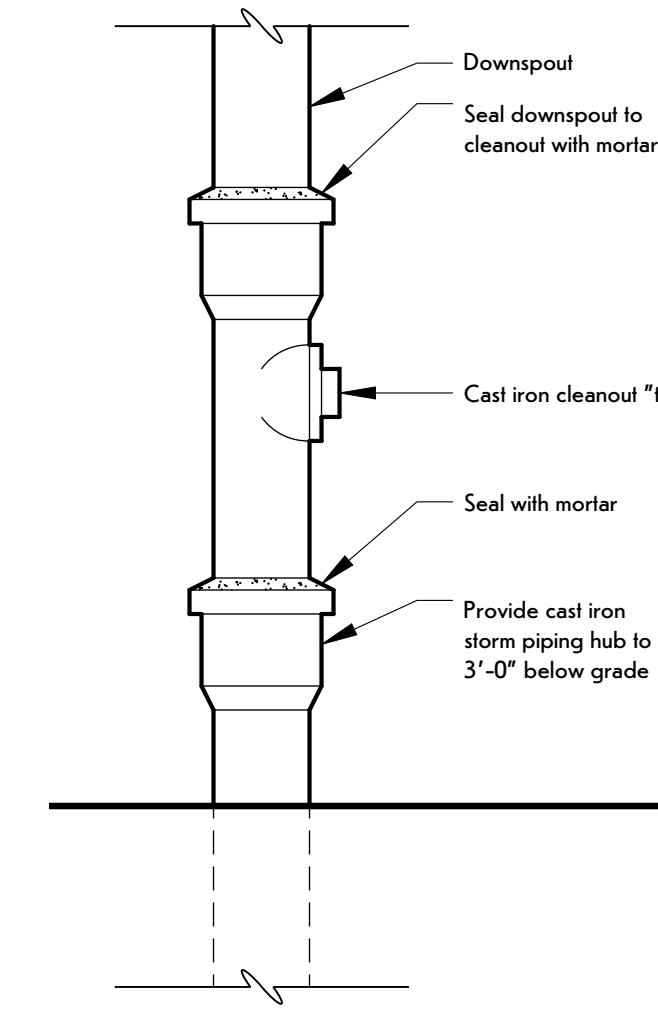


6 Hot-Mix Asphalt Pavement
SCALE: 3/4" = 1'-0"

5 Concrete Pavement
SCALE: 3/4" = 1'-0"



4 Storm Cleanout
SCALE: 1-1/2" = 1'-0"



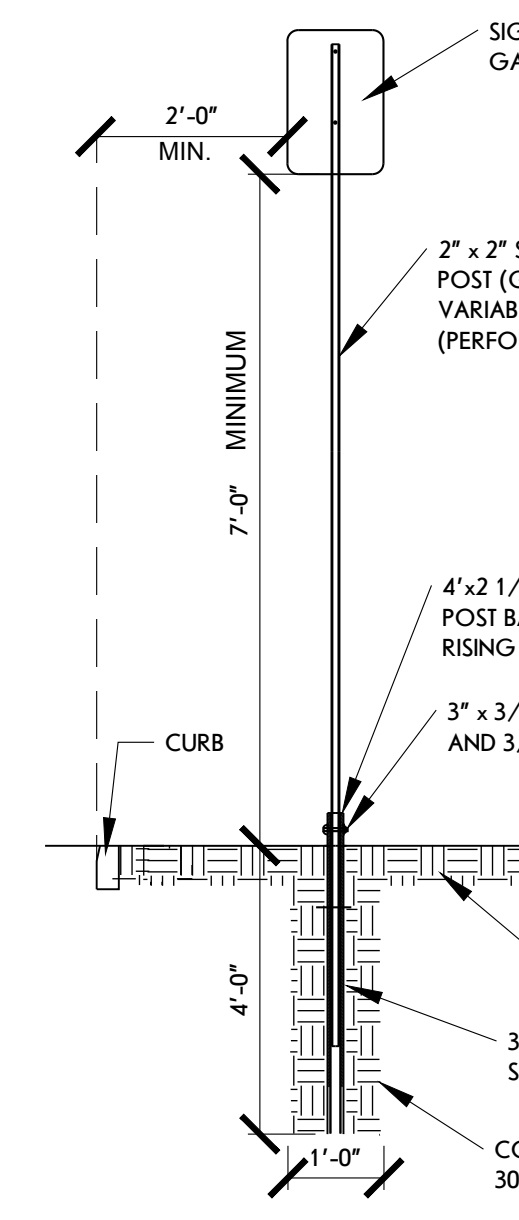
3 Hub & Cleanout
SCALE: 1-1/2" = 1'-0"



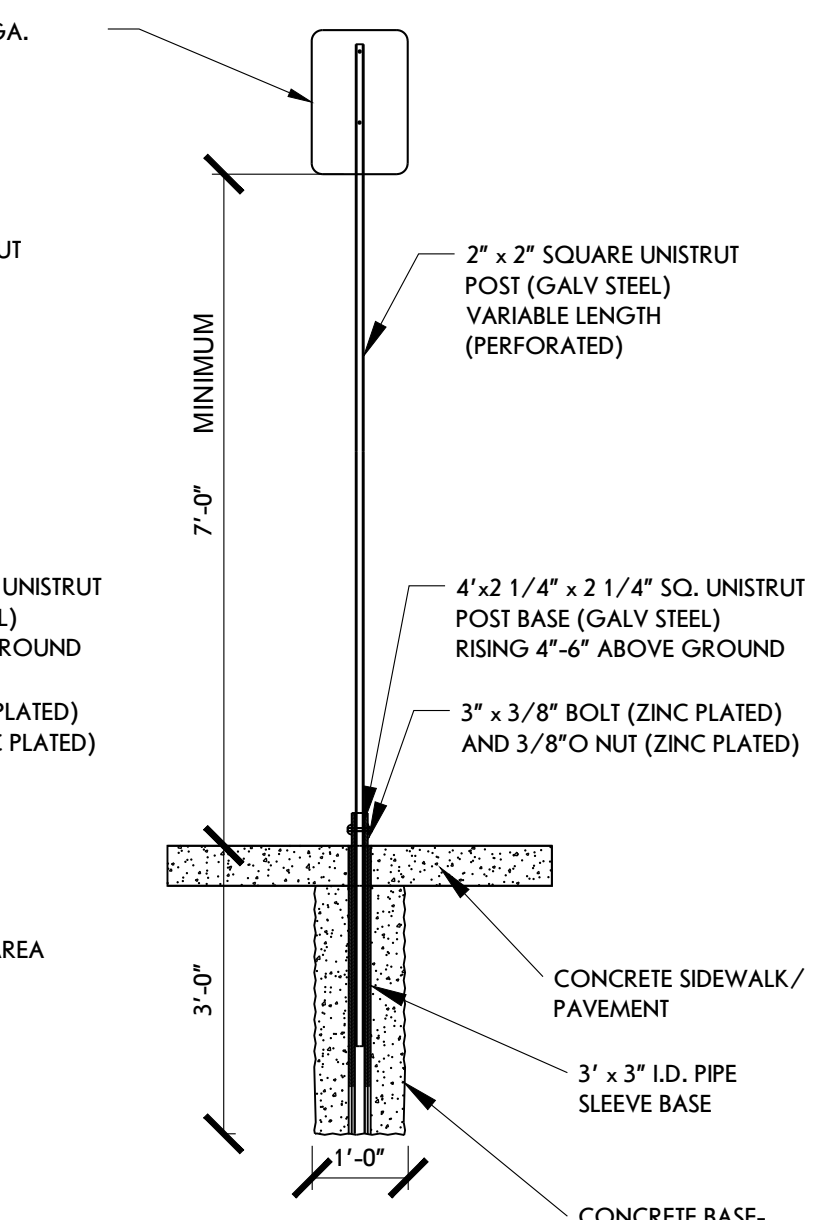
SIGN FACES

- GENERAL SIGNAGE PLAN NOTES
- SEE SIGN INSTALLATION DETAILS FOR ADDITIONAL SIGNAGE INFORMATION.
 - PRECISE LOCATION AND ORIENTATION OF POLE OR POST MOUNTED SIGNS IS TO BE DETERMINED BY THE CITY. CONTRACTOR TO COORDINATE THE SIGNAGE INSTALLATION WITH CITY.
 - SIGN GRAPHICS, DIMENSIONS, MATERIALS, AND CONSTRUCTION SHALL MEET THE SPECIFICATIONS OUTLINED IN THE ANNUAL OF UNIFORM TRAFFIC CONTROL DEVICES (MUTCD) PUBLISHED BY THE NEW YORK STATE DEPARTMENT OF TRANSPORTATION. THE SIGN REFERENCE NUMBERS NOTED ON THIS DRAWING HAVE BEEN TAKEN FROM THE MUTCD.
 - THE CUSTOM-1 SIGN SHALL OVERALL DIMENSIONS AND GRAPHICS EQUIVALENT TO THE P4-6C SIGNS.
 - ALL SIGNS TO BE LOCATED ON EXISTING BUILDING WALLS SHALL BE FASTENED WITH NON-CORROSIVE MASONRY ANCHORS.


GENERAL SIGNAGE NOTES
 PAINT ALL SIGN POSTS, POST BASES AND HARDWARE TO MATCH THE COLOR OF THE LIGHT POSTS. APPLY (1) PRIMER COAT AND (2) FINISH COATS. PAINT COLOR AND FORMULATION MUST BE APPROVED BY THE OWNER'S REPRESENTATIVE PRIOR TO APPLICATION.



2 Sign Detail
SCALE: 1/2" = 1'-0" Ground MTD



1 Sign Detail
SCALE: 1/2" = 1'-0" Ground MTD



bero
ARCHITECTURE

32 Winthrop Street, Rochester, NY 14607
(585) 262-2035 | www.beroarchitecture.com

STAMP:

© 2022 Bero Architecture PLLC

WARNING:
 DRAWINGS, SPECIFICATIONS AND OTHER DOCUMENTS, INCLUDING THOSE IN ELECTRONIC FORM, PREPARED BY BERO ARCHITECTURE PLLC ARE INSTRUMENTS OF SERVICE FOR USE SOLELY WITH RESPECT TO THE PROJECT FOR WHICH THEY WERE CREATED. THE ARCHITECT RETAINS ALL COMMON LAW, STATUTORY AND OTHER RESERVED RIGHTS, INCLUDING COPYRIGHT.
 FOR ARCHITECTURAL DRAWINGS AND ELECTRONIC MEDIA, IT IS A VIOLATION OF TITLE 16, PART 49-5.3(b) OF THE NEW YORK STATE EDUCATION LAW FOR ANY PERSON, UNLESS ACTING UNDER THE DIRECTION OF A LICENSED ARCHITECT TO ALTER THE DRAWING IF ALTERED. SUCH ARCHITECT SHALL AFFIX THEIR SEAL, SIGNATURE, THE DATE, THE NOTATION "ALTERED BY", AND THE SPECIFIC DESCRIPTION OF THE ALTERATION.
 WHERE DRAWINGS, ON PAPER OR ELECTRONIC MEDIA, SHOW EXISTING, NEW AND/OR PROPOSED WORK AND CONDITIONS, IT IS UNDERSTOOD THAT IT IS SO SHOWN AS A MATTER OF INFORMATION AND THAT THE OWNER AND ARCHITECT, WHILE BEARING SUCH INFORMATION TO BE SUBSTANTIALLY CORRECT, ASSUME NO RESPONSIBILITY THEREFOR. THE USER SHALL MAKE THEMSELVES FAMILIAR WITH ALL CONDITIONS AFFECTING THE NATURE AND MANNER OF THEIR WORK INCLUDING VERIFICATION OF ALL DIMENSIONS LOCATING EXISTING, PROPOSED, AND/OR NEW WORK AND CONDITIONS.

REVISIONS:

#	Date	Description

CLIENT / OWNER:
 Livingston County Historical Society Museum
 30 Center St, Geneseo, NY 14654

PROJECT INFORMATION:
 Building Addition
 30 Center Street
 Geneseo, New York


PROJECT NUMBER: 13055

ISSUE DATE: December 21, 2022

DRAWN BY: LMY

SHEET TITLE:
Site Plan Details

SHEET NUMBER:
A-02



bero
ARCHITECTURE

32 Winthrop Street, Rochester, NY 14607
(585) 262-2035 | www.beroarchitecture.com

STAMP:

© 2022 Bero Architecture PLLC

WARNING:
DRAWINGS, SPECIFICATIONS AND OTHER DOCUMENTS, INCLUDING THOSE IN ELECTRONIC FORM, PREPARED BY BERO ARCHITECTURE PLLC ARE INSTRUMENTS OF SERVICE FOR USE SOLELY WITH RESPECT TO THE PROJECT FOR WHICH THEY WERE CREATED. THE ARCHITECT RETAINS ALL COMMON LAW, STATUTORY AND OTHER RESERVED RIGHTS, INCLUDING COPYRIGHT.

FOR ARCHITECTURAL DRAWINGS AND ELECTRONIC MEDIA, IT IS A VIOLATION OF TITLE 16, PART 49.5(B) OF THE NEW YORK STATE EDUCATION LAW FOR ANY PERSON, UNLESS ACTING UNDER THE DIRECTION OF A LICENSED ARCHITECT TO ALTER THE DRAWING, IF ALTERED, SUCH ARCHITECT SHALL AFFIX THEIR SEAL, SIGNATURE, THE DATE, THE NOTATION "ALTERED BY," AND THE SPECIFIC DESCRIPTION OF THE ALTERATION.

WHERE DRAWINGS, ON PAPER OR ELECTRONIC MEDIA, SHOW EXISTING, NEW AND/OR PROPOSED WORK AND CONDITIONS, IT IS UNDERSTOOD THAT IT IS SO SHOWN AS A MATTER OF INFORMATION AND THAT THE OWNER AND ARCHITECT, WHILE BELIEVING SUCH INFORMATION TO BE SUBSTANTIALLY CORRECT, ASSUME NO RESPONSIBILITY THEREFOR. THE USER SHALL MAKE THEMSELVES FAMILIAR WITH ALL CONDITIONS AFFECTING THE NATURE AND MANNER OF THEIR WORK INCLUDING VERIFICATION OF ALL DIMENSIONS LOCATING EXISTING, PROPOSED, AND/OR NEW WORK AND CONDITIONS.

REVISIONS:

#	Date	Description

CLIENT / OWNER:

Livingston County Historical Society Museum
30 Center St, Geneseo, NY 14454

PROJECT INFORMATION:

Building Addition
30 Center Street
Geneseo, New York

PROJECT NUMBER: 13055

ISSUE DATE: December 21, 2022

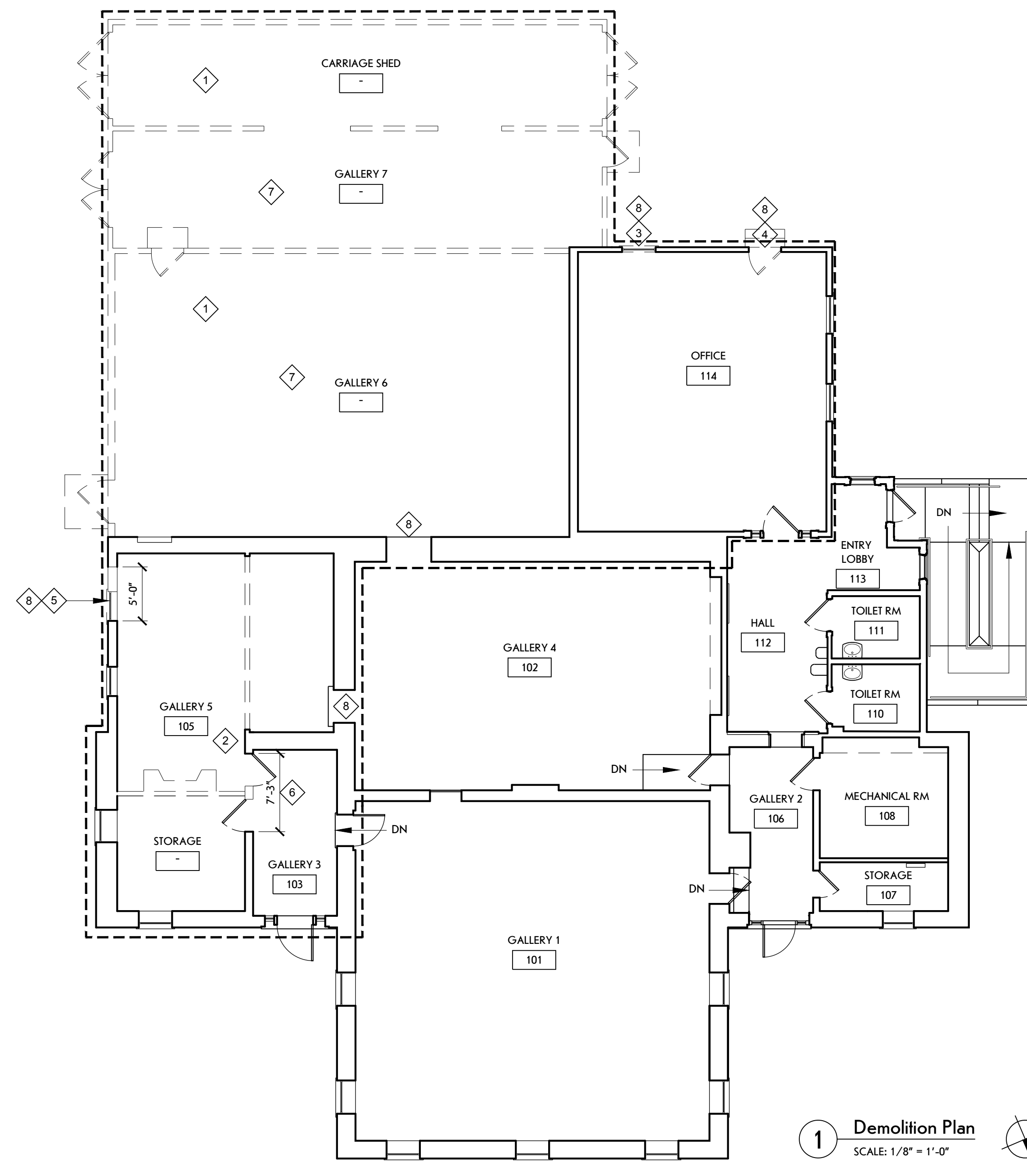
DRAWN BY: LMY

SHEET TITLE:

Demolition Plan

SHEET NUMBER:

D-10



Demolition Key:


- Indicates area of removals
- - - Extent of Contractor work limits

General Demolition Notes:

- Carefully coordinate demolition carefully with structural, architectural, mechanical, and electrical work.
- Dispose of all demolition legally off site.
- Provide protections to adjacent rooms.
- Provide temporary supports, security, and protections at all times during work.

Keyed Demolition Notes:

1. Remove existing frame construction completely including but not limited to foundation, floor and wall construction, roof, casework plumbing fixtures, and associated electrical removals. Coord with MEP drawings.
2. Remove existing interior wall, relocate existing faux hearth.
3. Remove existing window.
4. Remove existing stair and door.
5. Provide opening in existing exterior wall.
6. Provide opening in existing interior wall.
7. Abate existing hazardous materials, refer to Asbestos Sampling Report.
8. Provide temporary partitions, floor-to-ceiling, weather tight, insulated, dustproof partitions to limit dust and dirt migration and to separate areas occupied by Owner from weather, fumes and noise.



bero
ARCHITECTURE

32 Winthrop Street, Rochester, NY 14607
(585) 262-2035 | www.beroarchitecture.com

STAMP:

© 2022 Bero Architecture PLLC

WARNING:
DRAWINGS, SPECIFICATIONS AND OTHER DOCUMENTS, INCLUDING THOSE IN ELECTRONIC FORM, PREPARED BY BERO ARCHITECTURE PLLC ARE INSTRUMENTS OF SERVICE FOR USE SOLELY WITH RESPECT TO THE PROJECT FOR WHICH THEY WERE CREATED. THE ARCHITECT RETAINS ALL COMMON LAW, STATUTORY AND OTHER RESERVED RIGHTS, INCLUDING COPYRIGHT.

FOR ARCHITECTURAL DRAWINGS AND ELECTRONIC MEDIA, IT IS A VIOLATION OF TITLE 16, PART 49.5(B) OF THE NEW YORK STATE EDUCATION LAW FOR ANY PERSON, UNLESS ACTING UNDER THE DIRECTION OF A LICENSED ARCHITECT TO ALTER THE DRAWING, IF ALTERED, SUCH ARCHITECT SHALL AFFIX THEIR SEAL, SIGNATURE, THE DATE, THE NOTATION "ALTERED BY," AND THE SPECIFIC DESCRIPTION OF THE ALTERATION.

WHERE DRAWINGS, ON PAPER OR ELECTRONIC MEDIA, SHOW EXISTING, NEW, AND/OR PROPOSED WORK AND CONDITIONS, IT IS UNDERSTOOD THAT IT IS SO SHOWN AS A MATTER OF INFORMATION AND THAT THE OWNER AND ARCHITECT, WHILE BELIEVING SUCH INFORMATION TO BE SUBSTANTIALLY CORRECT, ASSUME NO RESPONSIBILITY THEREFOR. THE USER SHALL MAKE THEMSELVES FAMILIAR WITH ALL CONDITIONS AFFECTING THE NATURE AND MANNER OF THEIR WORK INCLUDING VERIFICATION OF ALL DIMENSIONS LOCATING EXISTING, PROPOSED, AND/OR NEW WORK AND CONDITIONS.

REVISIONS:

#	Date	Description

CLIENT / OWNER:
Livingston County Historical Society Museum
30 Center St, Geneseo, NY 14454

PROJECT INFORMATION:
Building Addition
30 Center Street
Geneseo, New York

PROJECT NUMBER: 13055

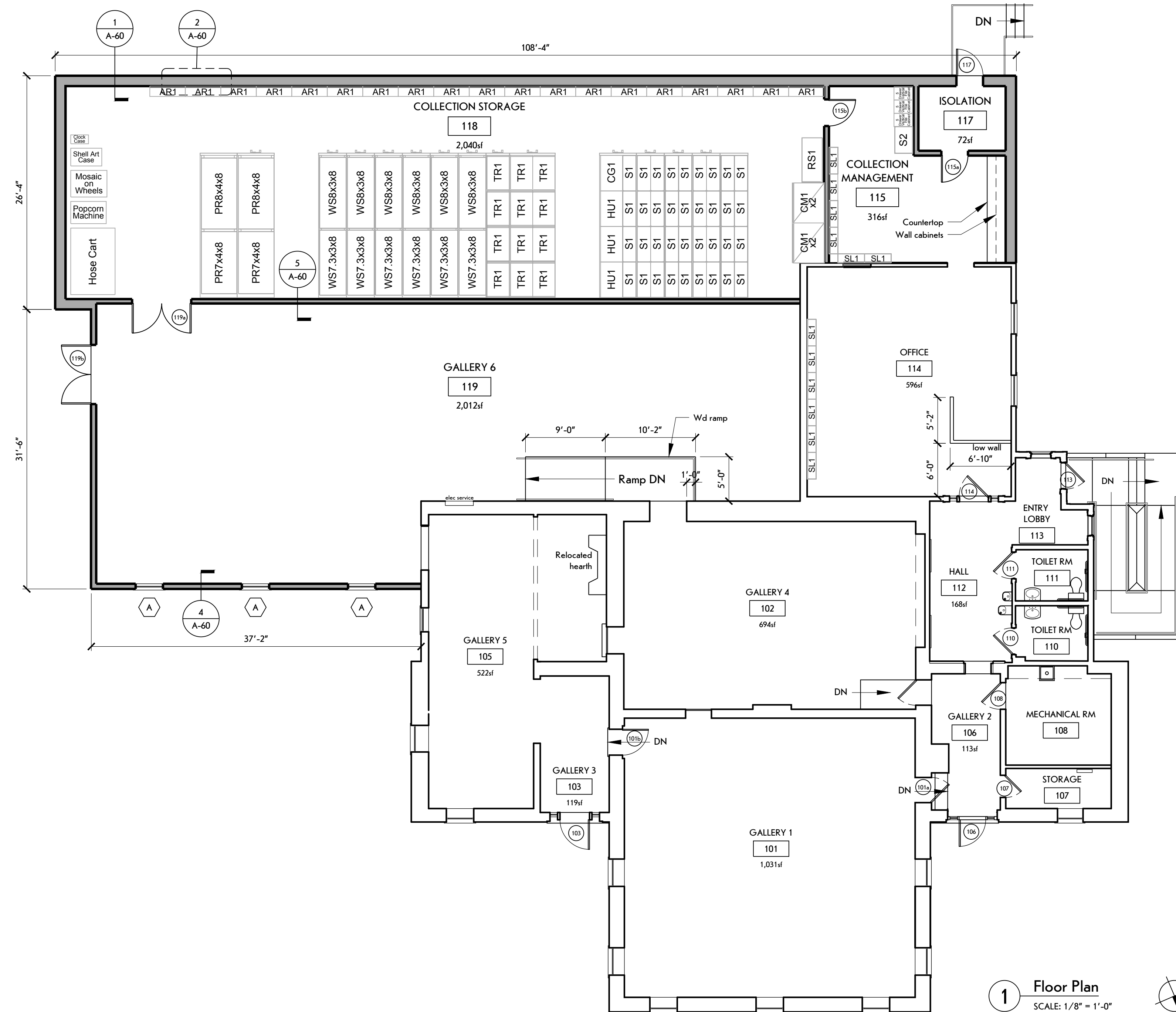
ISSUE DATE: December 21, 2022

DRAWN BY: LMY

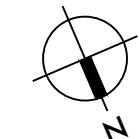
SHEET TITLE:
First Floor Plan

SHEET NUMBER:

A-10



1 Floor Plan
SCALE: 1/8" = 1'-0"



- General Notes:**
1. Remove all debris legally off site
 2. Paint all exposed, unfinished, surfaces including, but not limited to, CMU, gpdw, wood, metal (including ductwork and conduit) as specified.
 3. Repair existing plaster finishes as indicated and as required for all exposed surfaces throughout



bero
ARCHITECTURE

32 Winthrop Street, Rochester, NY 14607
(585) 262-2035 | www.beroarchitecture.com

STAMP:

© 2022 Bero Architecture PLLC

Street, City, State, ZIP

WARNING:
DRAWINGS, SPECIFICATIONS AND OTHER DOCUMENTS, INCLUDING THOSE IN ELECTRONIC FORM, PREPARED BY BERO ARCHITECTURE PLLC ARE INSTRUMENTS OF SERVICE FOR USE SOLELY WITH RESPECT TO THE PROJECT FOR WHICH THEY WERE CREATED. THE ARCHITECT RETAINS ALL COMMON LAW, STATUTORY AND OTHER RESERVED RIGHTS, INCLUDING COPYRIGHT.

FOR ARCHITECTURAL DRAWINGS AND ELECTRONIC MEDIA, IT IS A VIOLATION OF TITLE 16, PART 49.5(B) OF THE NEW YORK STATE EDUCATION LAW FOR ANY PERSON, UNLESS ACTING UNDER THE DIRECTION OF A LICENSED ARCHITECT TO ALTER THE DRAWING, IF ALTERED, SUCH ARCHITECT SHALL AFFIX THEIR SEAL, SIGNATURE, THE DATE, THE NOTATION "ALTERED BY," AND THE SPECIFIC DESCRIPTION OF THE ALTERATION.

WHERE DRAWINGS, ON PAPER OR ELECTRONIC MEDIA, SHOW EXISTING, NEW AND/OR PROPOSED WORK AND CONDITIONS, IT IS UNDERSTOOD THAT IT IS SO SHOWN AS A MATTER OF INFORMATION AND THAT THE OWNER AND ARCHITECT, WHILE BELIEVING SUCH INFORMATION TO BE SUBSTANTIALLY CORRECT, ASSUME NO RESPONSIBILITY THEREFOR. THE USER SHALL MAKE THEMSELVES FAMILIAR WITH ALL CONDITIONS AFFECTING THE NATURE AND MANNER OF THEIR WORK INCLUDING VERIFICATION OF ALL DIMENSIONS LOCATING EXISTING, PROPOSED, AND/OR NEW WORK AND CONDITIONS.

REVISIONS:

#	Date	Description

CLIENT / OWNER:

Livingston County Historical Society Museum
30 Center St, Geneseo, NY 14454

PROJECT INFORMATION:

Building Addition
30 Center Street
Geneseo, New York

PROJECT NUMBER: 13055

ISSUE DATE: December 21, 2022

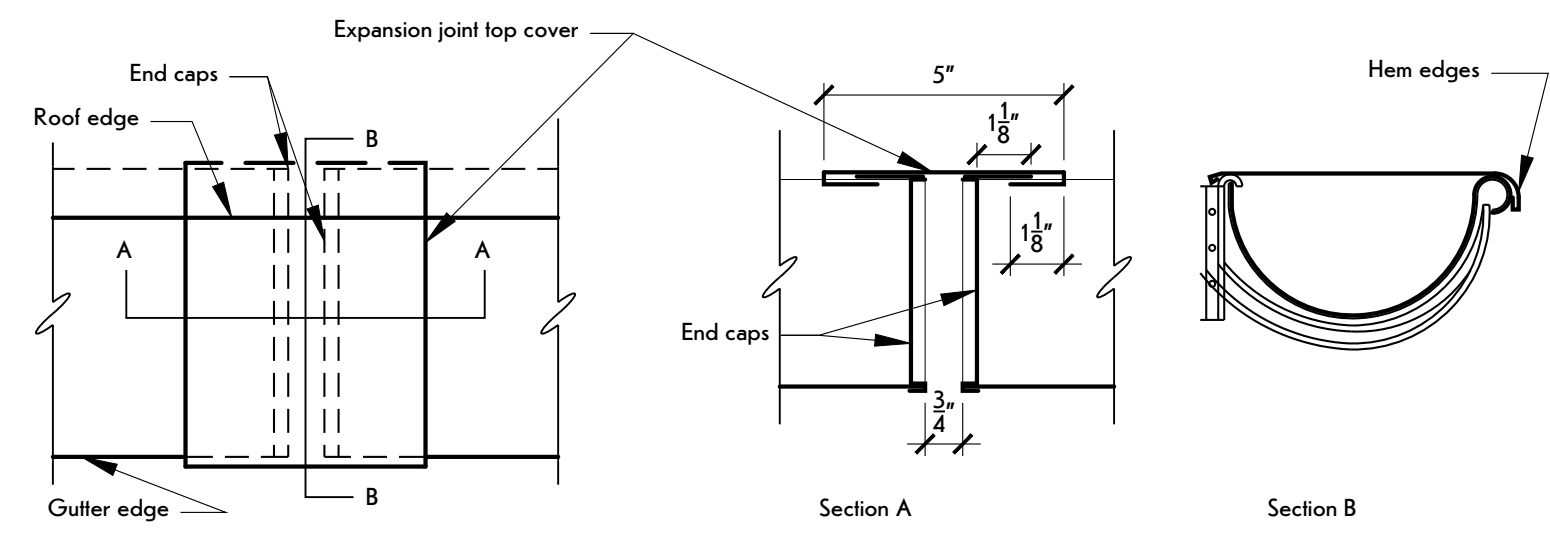
DRAWN BY: LMY

SHEET TITLE:

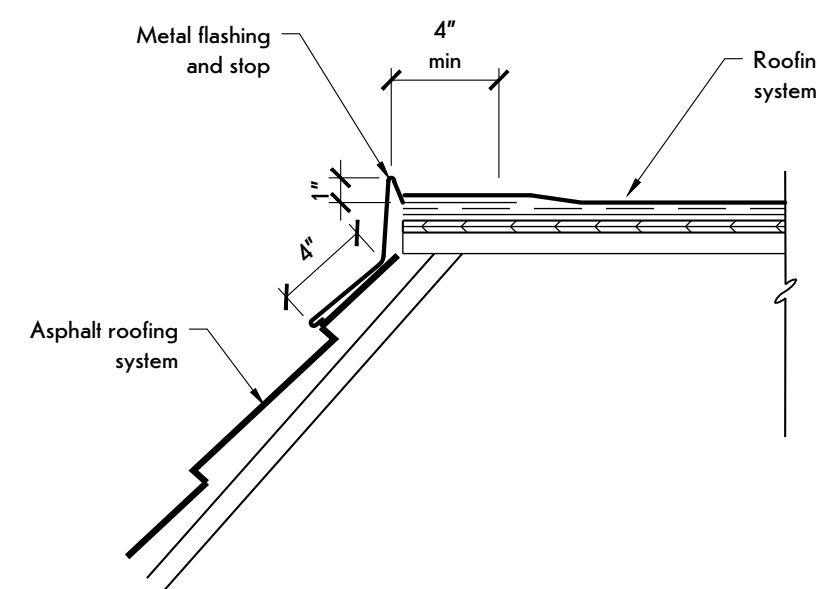
Roof Plan & Details

SHEET NUMBER:

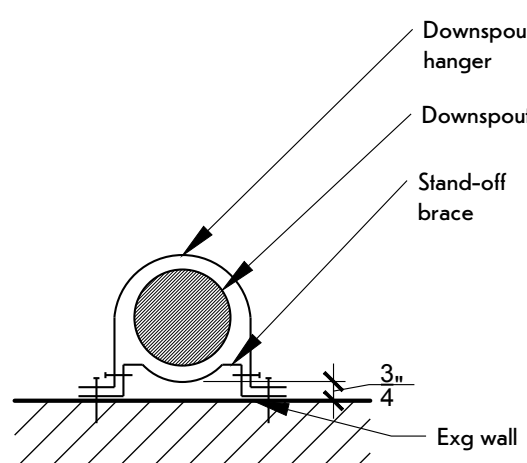
A-11



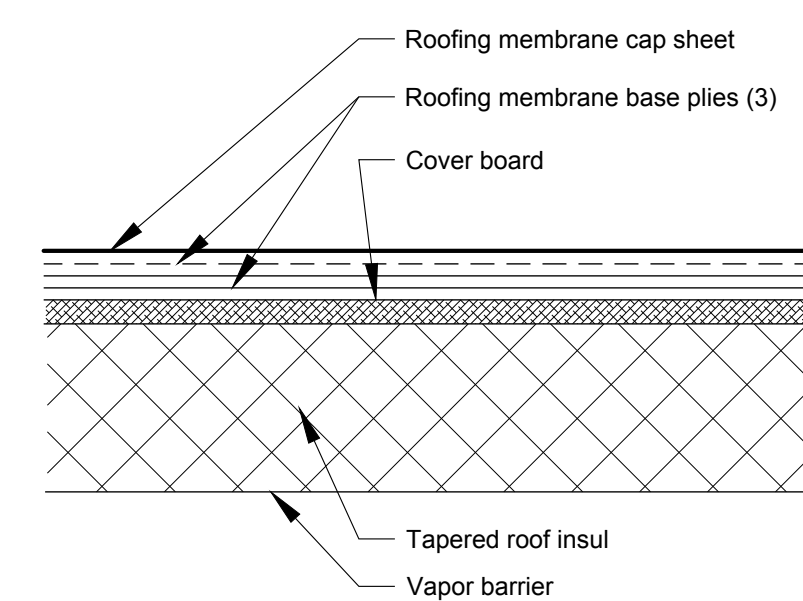
5 Typical Gutter Expansion Joint Detail
SCALE: 3" = 1'-0"



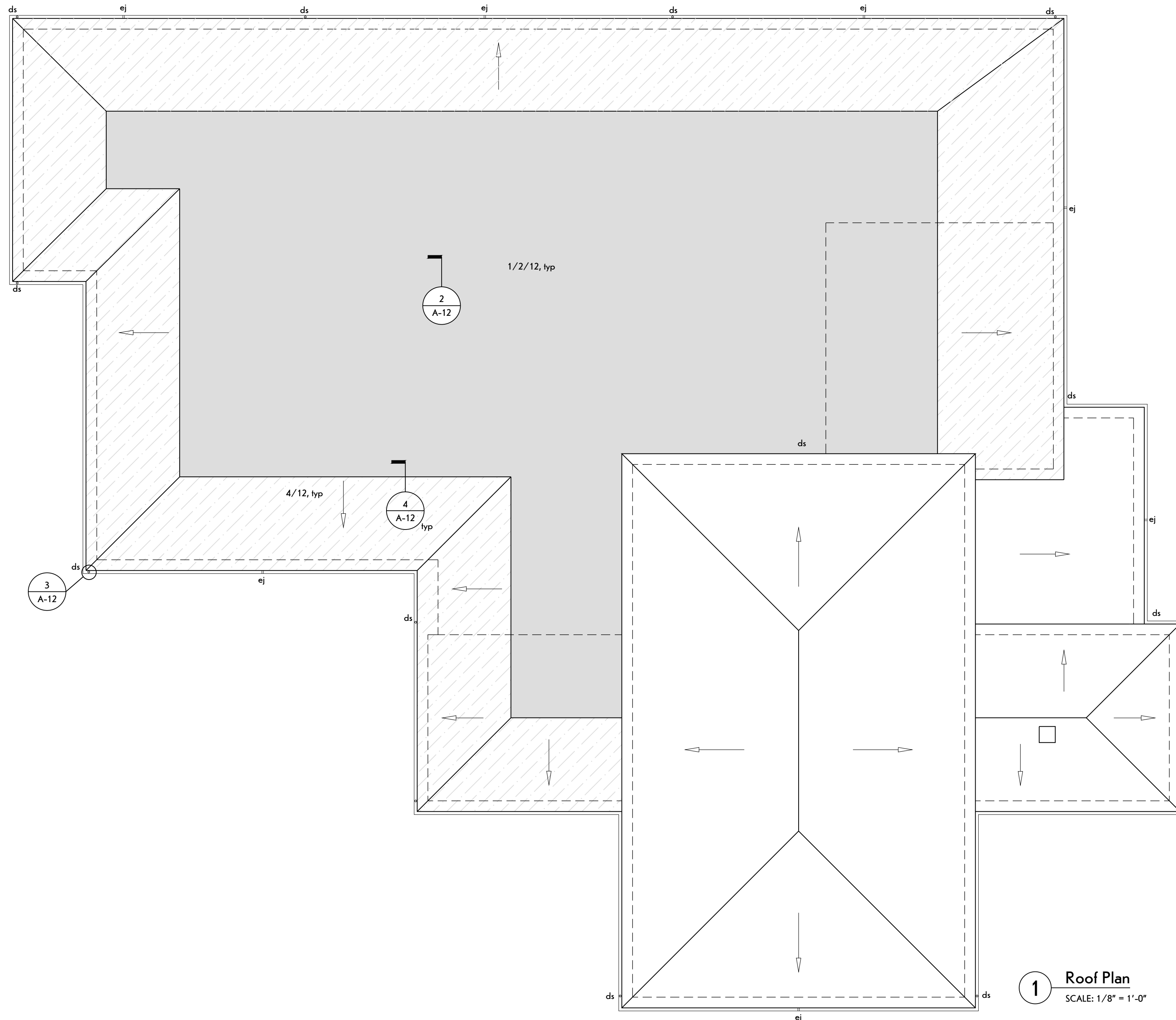
4 Flashing Detail at Flat Roof
SCALE: 1-1/2" = 1'-0"



3 Typical Downspout Hanger Detail
SCALE: 1-1/2" = 1'-0"



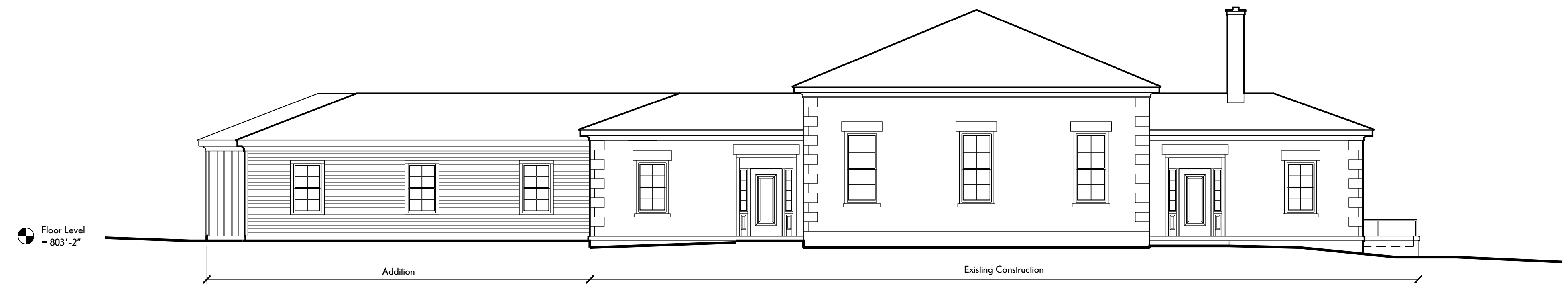
2 Membrane Roofing System
SCALE: 3" = 1'-0"



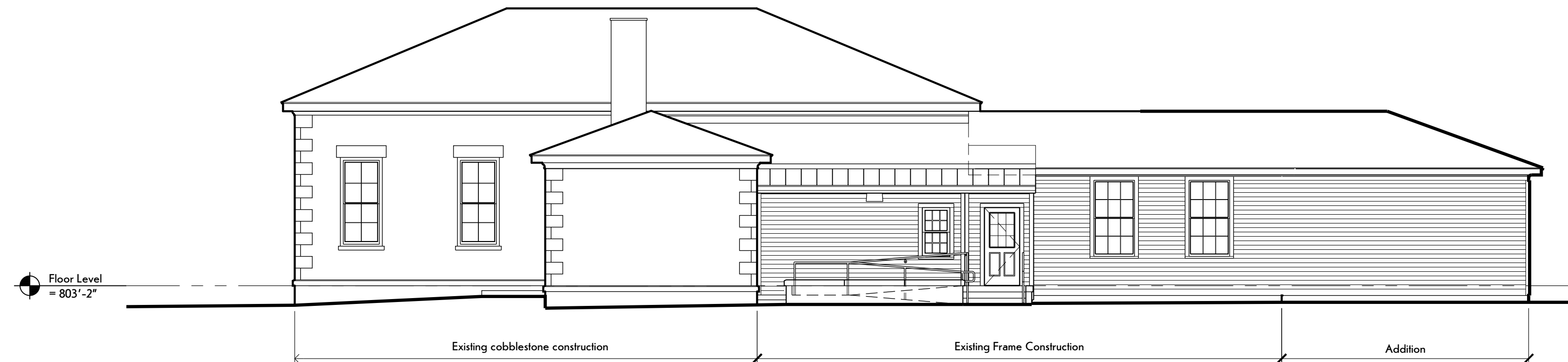
1 Roof Plan
SCALE: 1/8" = 1'-0"

Key:

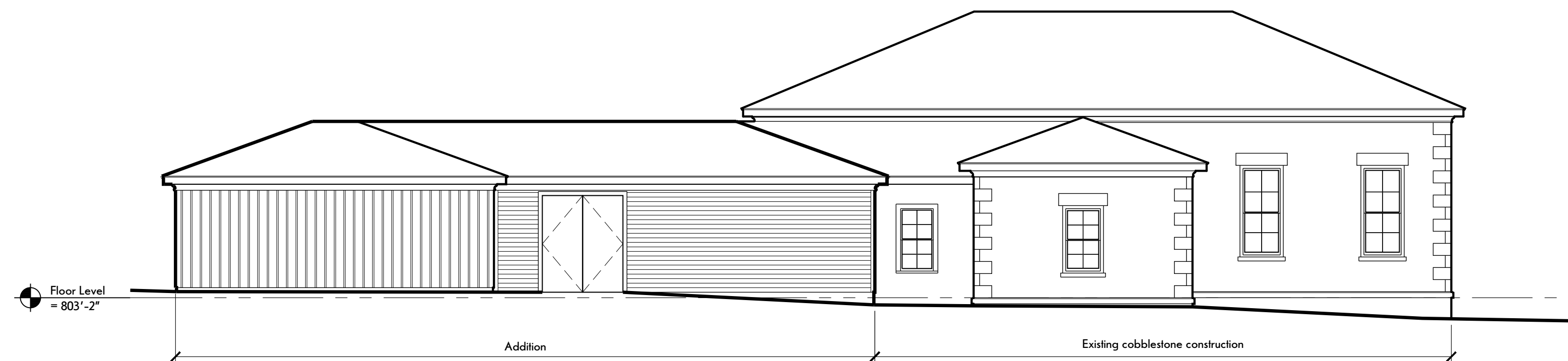
- BUR
- Asphalt roofing system
- Exg roofing system



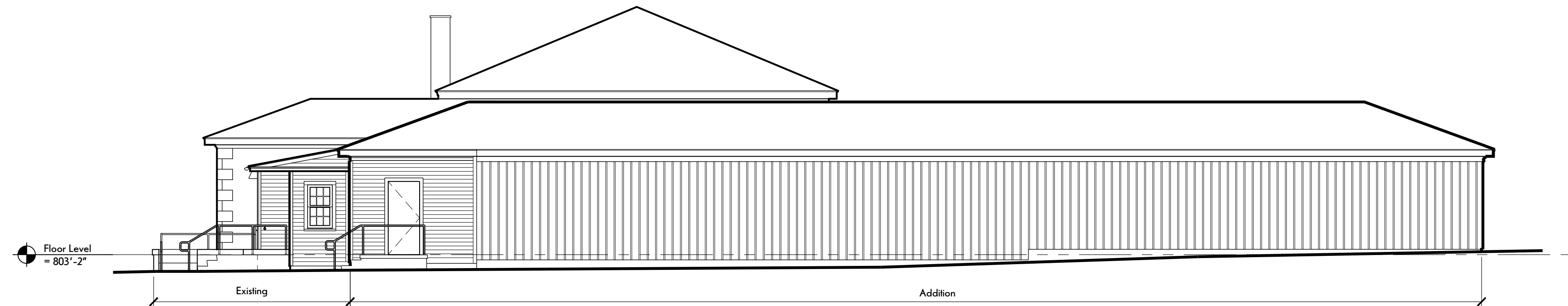
1 North Elevation
SCALE: 1/8" = 1'-0"




2 West Elevation
SCALE: 1/8" = 1'-0"



3 East Elevation
SCALE: 1/8" = 1'-0"



4 South Elevation
SCALE: 1/8" = 1'-0"



bero
ARCHITECTURE

32 Winthrop Street, Rochester, NY 14607
(585) 262-2035 | www.beroarchitecture.com

STAMP:

© 2022 Bero Architecture PLLC

Street, City, State, ZIP

WARNING:

DRAWINGS, SPECIFICATIONS AND OTHER DOCUMENTS, INCLUDING THOSE IN ELECTRONIC FORM, PREPARED BY BERO ARCHITECTURE PLLC ARE INSTRUMENTS OF SERVICE FOR USE SOLELY WITH RESPECT TO THE PROJECT FOR WHICH THEY WERE CREATED. THE ARCHITECT RETAINS ALL COMMON LAW, STATUTORY AND OTHER RESERVED RIGHTS, INCLUDING COPYRIGHT.

FOR ARCHITECTURAL DRAWINGS AND ELECTRONIC MEDIA, IT IS A VIOLATION OF TITLE VIII, PART 49.5(B) OF THE NEW YORK STATE EDUCATION LAW FOR ANY PERSON, UNLESS ACTING UNDER THE DIRECTION OF A LICENSED ARCHITECT TO ALTER THE DRAWING, IF ALTERED, SUCH ARCHITECT SHALL AFFIX THEIR SEAL, SIGNATURE, THE DATE, THE NOTATION "ALTERED BY," AND THE SPECIFIC DESCRIPTION OF THE ALTERATION.

WHERE DRAWINGS, ON PAPER OR ELECTRONIC MEDIA, SHOW EXISTING, NEW, AND/OR PROPOSED WORK AND CONDITIONS, IT IS UNDERSTOOD THAT IT IS SO SHOWN AS A MATTER OF INFORMATION AND THAT THE OWNER AND ARCHITECT, WHILE BELIEVING SUCH INFORMATION TO BE SUBSTANTIALLY CORRECT, ASSUME NO RESPONSIBILITY THEREFOR. THE USER SHALL MAKE THEMSELVES FAMILIAR WITH ALL CONDITIONS AFFECTING THE NATURE AND MANNER OF THEIR WORK INCLUDING VERIFICATION OF ALL DIMENSIONS LOCATING EXISTING, PROPOSED, AND/OR NEW WORK AND CONDITIONS.

REVISIONS:

#	Date	Description

CLIENT / OWNER:

Livingston County Historical
Geneseo, New York
30 Center St, Geneseo, NY 14454

PROJECT INFORMATION:

Building Addition
30 Center Street
Museum Expansion

PROJECT NUMBER: 13055

ISSUE DATE: December 21, 2022

DRAWN BY: LMY

SHEET TITLE:

Exterior Elevations

SHEET NUMBER:

A-20



bero
ARCHITECTURE
32 Winthrop Street, Rochester, NY 14607
(585) 262-2035 | www.beroarchitecture.com

STAMP:
© 2022 Bero Architecture PLLC

Street, City, State, ZIP

WARNING:
DRAWINGS, SPECIFICATIONS AND OTHER DOCUMENTS, INCLUDING THOSE IN ELECTRONIC FORM, PREPARED BY BERO ARCHITECTURE PLLC ARE INSTRUMENTS OF SERVICE FOR USE SOLELY WITH RESPECT TO THE PROJECT FOR WHICH THEY WERE CREATED. THE ARCHITECT RETAINS ALL COMMON LAW, STATUTORY AND OTHER RESERVED RIGHTS, INCLUDING COPYRIGHT.
FOR ARCHITECTURAL DRAWINGS AND ELECTRONIC MEDIA, IT IS A VIOLATION OF TITLE 16, PART 49.5(B) OF THE NEW YORK STATE EDUCATION LAW FOR ANY PERSON, UNLESS ACTING UNDER THE DIRECTION OF A LICENSED ARCHITECT TO ALTER THE DRAWING, IF ALTERED, SUCH ARCHITECT SHALL AFFIX THEIR SEAL, SIGNATURE, THE DATE, THE NOTATION "ALTERED BY," AND THE SPECIFIC DESCRIPTION OF THE ALTERATION.
WHERE DRAWINGS, ON PAPER OR ELECTRONIC MEDIA, SHOW EXISTING, NEW, AND/OR PROPOSED WORK AND CONDITIONS, IT IS UNDERSTOOD THAT IT IS SO SHOWN AS A MATTER OF INFORMATION AND THAT THE OWNER AND ARCHITECT, WHILE BELIEVING SUCH INFORMATION TO BE SUBSTANTIALLY CORRECT, ASSUME NO RESPONSIBILITY THEREFOR. THE USER SHALL MAKE THEMSELVES FAMILIAR WITH ALL CONDITIONS AFFECTING THE NATURE AND MANNER OF THEIR WORK INCLUDING VERIFICATION OF ALL DIMENSIONS LOCATING EXISTING, PROPOSED, AND/OR NEW WORK AND CONDITIONS.

REVISIONS:

#	Date	Description

CLIENT / OWNER:
Livingston County Historical Society Museum
30 Center St, Geneseo, NY 14454

PROJECT INFORMATION:
Building Addition
30 Center Street
Geneseo, New York

PROJECT NUMBER: 13055
ISSUE DATE: December 21, 2022
DRAWN BY: LMY

SHEET TITLE:
Schedules and Details

SHEET NUMBER:
A-60

FIRST FLOOR ROOM FINISH SCHEDULE

ROOM NO.	ROOM NAME	FLOORING				WALLS								CEILING			NOTES
		FLOOR		BASE		NORTH		SOUTH		EAST		WEST		CEILING			
		MAT'L	FC	MAT'L	FC	MAT'L	FC	MAT'L	FC	MAT'L	FC	MAT'L	FC	MAT'L	FC	HGHT.	
EXISTING																	
101	Gallery 1	No Work				No Work								No Work			
102	Gallery 4	No Work				No Work								No Work			
103	Gallery 3	exwd	ref	exwd	pnt	explas	pnt	explas	pnt	explas	pnt	explas	pnt	explas	pnt	exg	1, 2
104	Not used																
105	Gallery 5	exwd	ref	exwd	pnt	explas	pnt	explas	pnt	explas	pnt	explas	pnt	explas	pnt	exg	1
106	Gallery 2	No Work				No Work								No Work			
107	Storage	No Work				No Work								No Work			
108	Mechanical Room	No Work				No Work								No Work			
109	Not Used																
110	Toilet Room	No Work				No Work								No Work			
111	Toilet Room	No Work				No Work								No Work			
112	Southwest Hall	No Work				No Work								No Work			
113	Entry Lobby	No Work				No Work								No Work			
114	Office	wd	ref	exg	pnt	explas	pnt	explas	pnt	explas	pnt	explas	pnt	exwd	pnt	exg	1
ADDITION																	
115	Collection Management	conc	seal	wd	pnt	gpdw	pnt	gpdw	pnt	gpdw	pnt	gpdw	pnt	gpdw	pnt	lbd	
117	Isolation	conc	seal	wd	pnt	gpdw	pnt	gpdw	pnt	gpdw	pnt	gpdw	pnt	gpdw	pnt	lbd	
118	Collection Storage	conc	seal	wd	pnt	gpdw	pnt	gpdw	pnt	gpdw	pnt	gpdw	pnt	gpdw	pnt	lbd	
119	Gallery 6	conc	seal	wd	pnt	gpdw	pnt	gpdw	pnt	gpdw	pnt	gpdw	pnt	gpdw	pnt	lbd	

GENERAL NOTES	KEY
1. Repair & refinish disturbed areas 2. Paint all exg & new exposed elements in areas receiving work including, but not limited to walls, ceilings, utilities, ducts, conduit.	Note: "ex" preceding material indicates "existing" material to remain conc Concrete cpl Carpet wd Wood vct Vinyl Composition Tile pnt Paint cl Ceramic Tile plas Plaster acm Asbestos Containing Material gpdw Gypsum Board gyplas Gypsum Veneer Plaster mas Masonry act Acoustical Ceiling Tile ref Refinish fb Fiber-panel (Teclum) qt Quarry Tile
NOTES	
1. Scrape loose paint: prep & paint. 2. Remove drop ceiling. Patch wall penetrations. Prep, prime and paint ceiling and walls.	

DOOR SCHEDULE

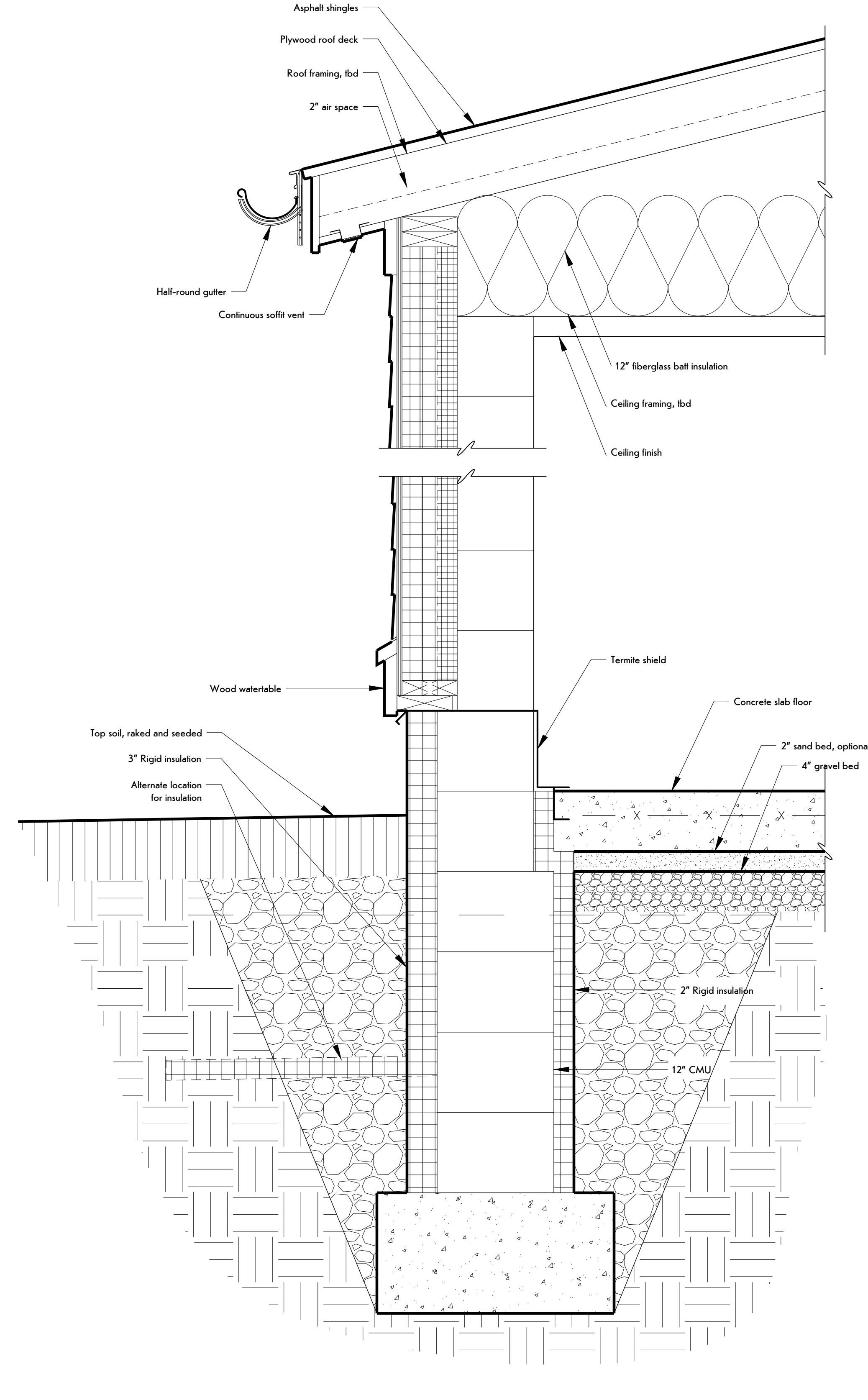
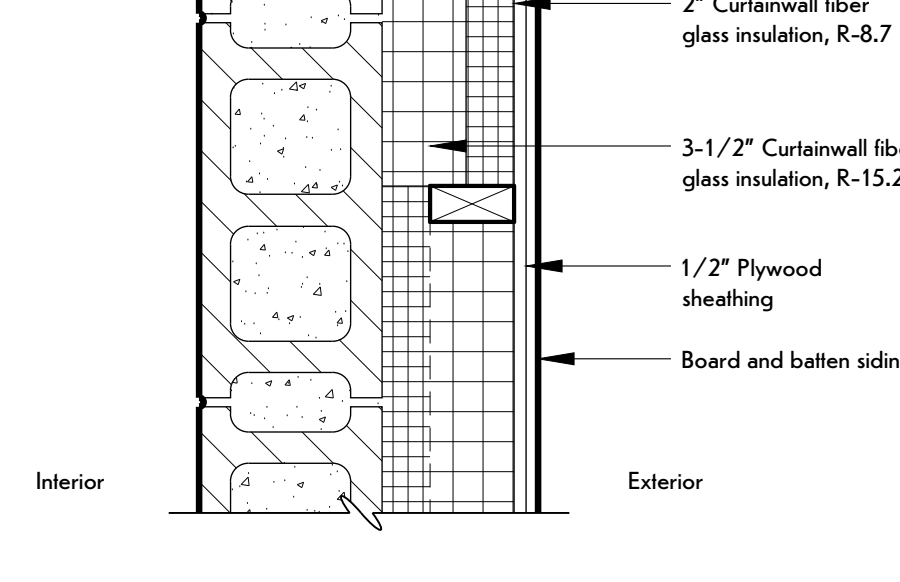
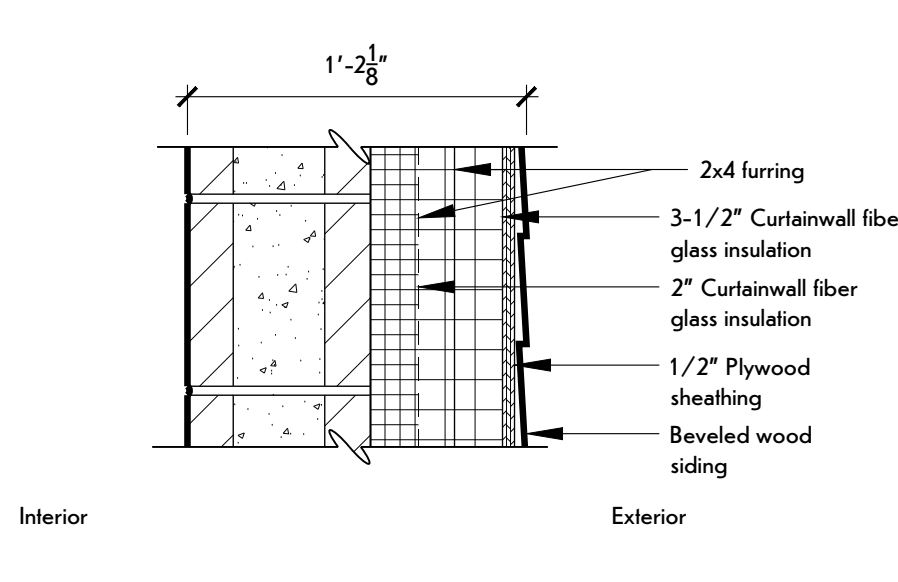
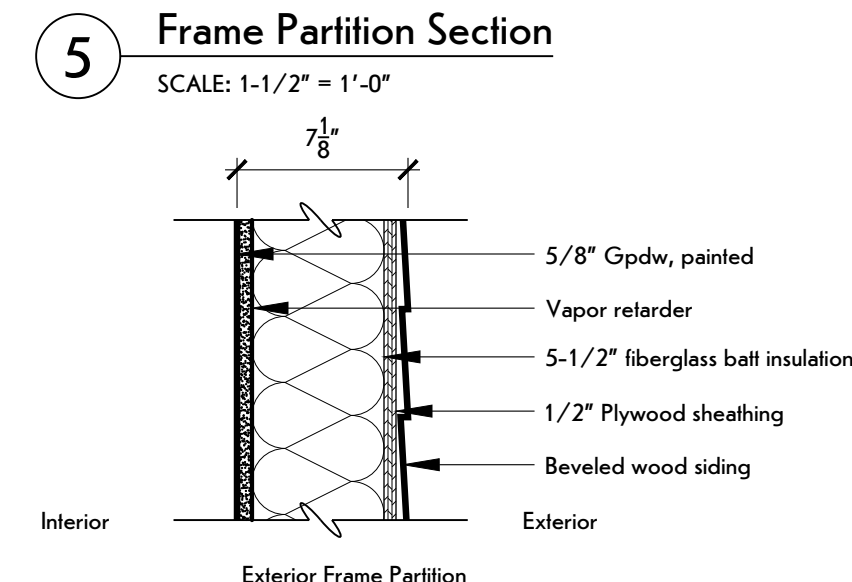
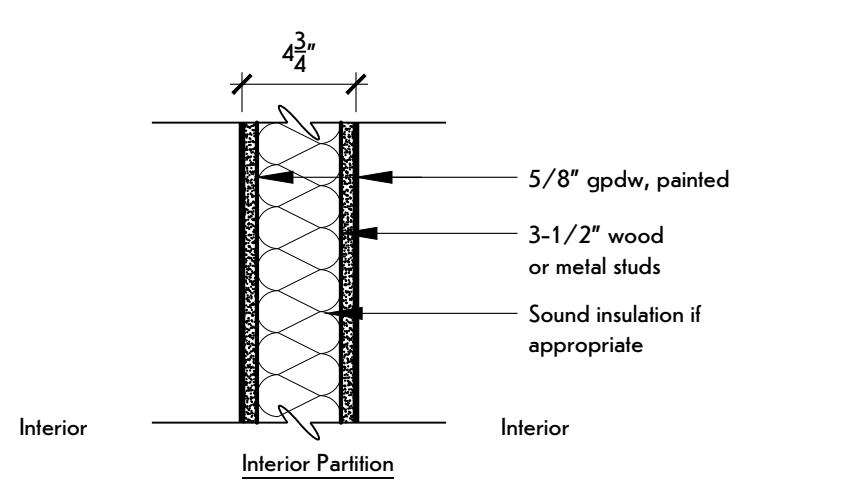
DOOR NO.	SIZE			MAT'L	TYPE	FINISH	GLASS TYPE	RATING	FRAMES			HARDWARE SET	NOTES
	W	H	T						MAT'L	FINISH	FRAME ANCHORAGE		
115a	3'-0"	6'-8"	1-3/4"	hm	--	pnt	--	--	hm	pnt	--	--	
115b	3'-0"	6'-8"	1-3/4"	hm	--	pnt	--	--	hm	pnt	--	--	
117	3'-0"	6'-8"	1-3/4"	hm	--	pnt	--	--	hm	pnt	--	--	
119a	6'-8"	7'-0"	1-3/4"	wd	--	pnt	--	--	wd	pnt	--	--	
119b	6'-8"	8'-0"	1-3/4"	wd	--	pnt	--	--	wd	pnt	--	--	

NOTES

WINDOW SCHEDULE

WINDOW	SIZE			MAT'L	OPERATION	FRAME MAT'L	FRAME ANCHORAGE	NOTES
	W	H	SILL					
A	3'-0"	5'-0"	match exg	wd	insul; low E	wd	--	

NOTES



4 Frame Partition Section
SCALE: 1-1/2" = 1'-0"

3 Collection Storage Exterior Wall Section
SCALE: 1-1/2" = 1'-0"

2 Collection Storage Exterior Wall Plan
SCALE: 1-1/2" = 1'-0"

1 Wall Section
SCALE: 1-1/2" = 1'-0"